



Pearl River Central Junior High

Pearl River County School District



7391 HWY 11
Carriere, MS 39426



Vol White
vwhite@prc.k12.ms.us

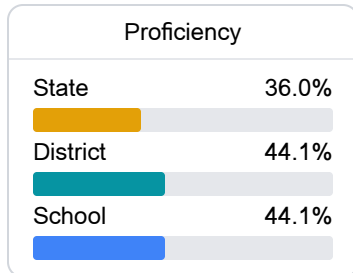
Identified for **Additional Targeted Support and Improvement**

School Accountability Grade Components

Mississippi's accountability system assigns "A" through "F" letter grades for schools and districts. Grades are based on student achievement, student growth, student participation in testing, and other academic measures. COVID - 19 pandemic disruptions continue to be reflected in 2021 - 2022 accountability data, particularly growth data.

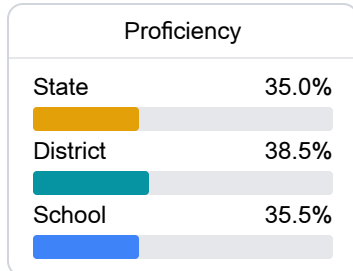
Math

Measurements of student performance on the statewide math assessment.



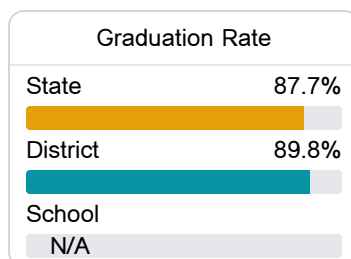
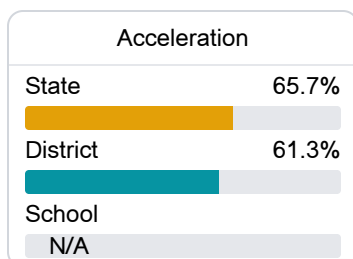
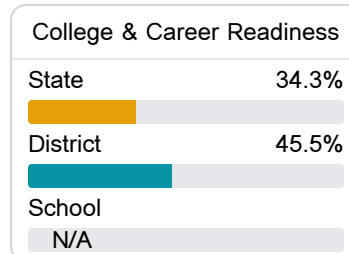
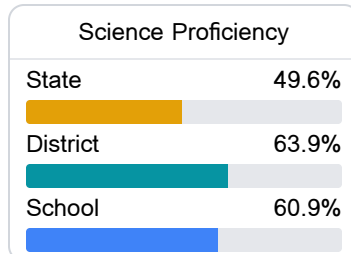
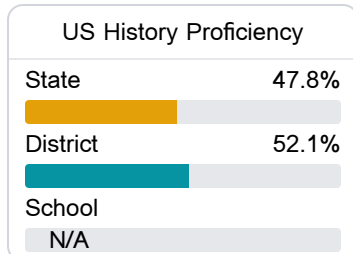
English

Measurements of student performance on the statewide English language arts (ELA) assessment.



Other Measures

Other measurements of student performance that factor into the accountability grade.



Teacher Data

48.0

Teachers



74.7%

Experienced Teachers

5.8%

Provisional Teachers

97.0%

In-Field Teachers

Detailed Assessment and Other Data

Student Performance

The following information shows each level of student performance on statewide assessments.

Math

Level 1		Level 2		Level 3		Level 4		Level 5	
State	11.6%	State	24.2%	State	29.5%	State	24.8%	State	9.9%
District	5.7%	District	19.9%	District	30.9%	District	33.7%	District	9.9%
School	7.6%	School	20.2%	School	28.3%	School	35.6%	School	8.4%
Minimal		Basic		Passing		Proficient		Advanced	

English

Level 1		Level 2		Level 3		Level 4		Level 5	
State	10.8%	State	23.1%	State	31.8%	State	24.6%	State	9.7%
District	7.2%	District	22.3%	District	32.7%	District	28.1%	District	9.7%
School	7.6%	School	20.3%	School	36.9%	School	25.2%	School	10.0%
Minimal		Basic		Passing		Proficient		Advanced	

Science

Level 1		Level 2		Level 3		Level 4		Level 5	
State	13.8%	State	14.5%	State	23.4%	State	32.7%	State	15.7%
District	8.9%	District	11.2%	District	21.0%	District	40.0%	District	18.9%
School	5.8%	School	13.0%	School	20.9%	School	38.1%	School	22.3%
Minimal		Basic		Passing		Proficient		Advanced	

Student Assessment Participation



Discipline



* Source: 2017-2018 Civil Rights Data Collection

Other Data



32.9%

Chronic Absenteeism



\$8,363.25

Per-Pupil Expenditure