



South Panola High School

South Panola School District



601 Tiger Drive
Batesville, MS 38606



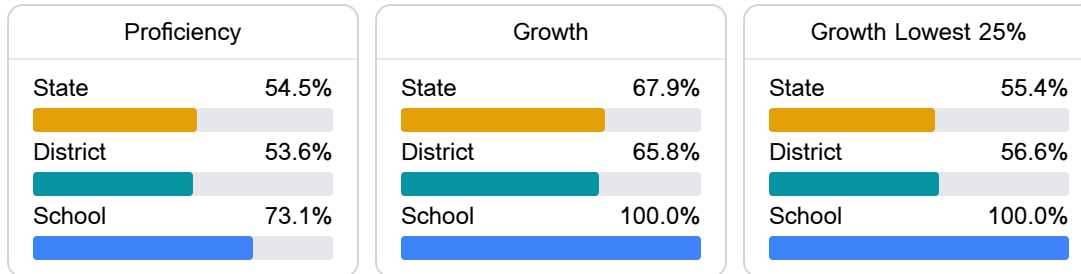
DAVID ODOM
dodom@spanola.net

School Accountability Grade Components

Mississippi's accountability system assigns "A" through "F" letter grades for schools and districts. Grades are based on student achievement, student growth, student participation in testing, and other academic measures.

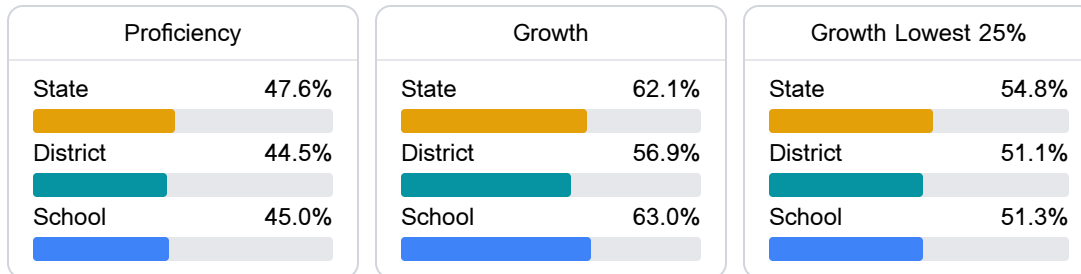
Math

Measurements of student performance on the statewide math assessment.



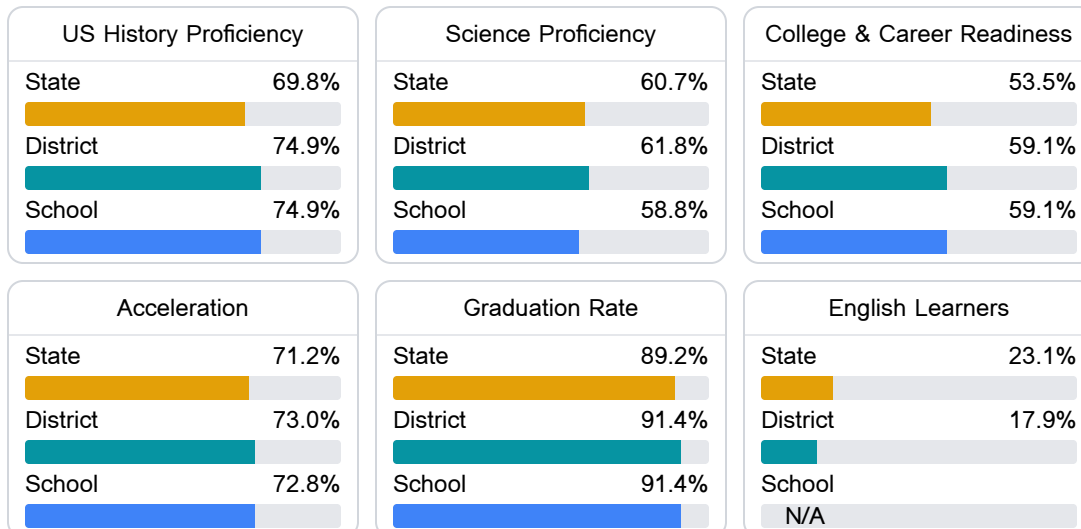
English

Measurements of student performance on the statewide English language arts (ELA) assessment.



Other Measures

Other measurements of student performance that factor into the accountability grade.



Detailed Assessment and Other Data

Student Performance

The following information shows each level of student performance on statewide assessments.

Math

Level 1		Level 2		Level 3		Level 4		Level 5	
State	0-10%	State	11-20%	State	21-30%	State	31-40%	State	11-20%
District	0-10%	District	11-20%	District	31-40%	District	31-40%	District	11-20%
School	0-10%	School	0-10%	School	31-40%	School	51-60%	School	0-10%
Minimal		Basic		Passing		Proficient		Advanced	

English

Level 1		Level 2		Level 3		Level 4		Level 5	
State	8.8%	State	16.5%	State	29.4%	State	29.5%	State	15.9%
District	7.0%	District	15.6%	District	35.7%	District	29.9%	District	11.8%
School	8.5%	School	18.5%	School	34.4%	School	23.2%	School	15.3%
Minimal		Basic		Passing		Proficient		Advanced	

Science

Level 1		Level 2		Level 3		Level 4		Level 5	
State	12.3%	State	11.8%	State	20.1%	State	33.9%	State	21.9%
District	7.6%	District	10.9%	District	22.9%	District	38.9%	District	19.7%
School	11.9%	School	13.8%	School	19.4%	School	37.8%	School	17.2%
Minimal		Basic		Passing		Proficient		Advanced	

Student Assessment Participation



Other Data



42.5 %

Chronic Absenteeism