



South Panola High School

South Panola School District



601 Tiger Drive
Batesville, MS 38606



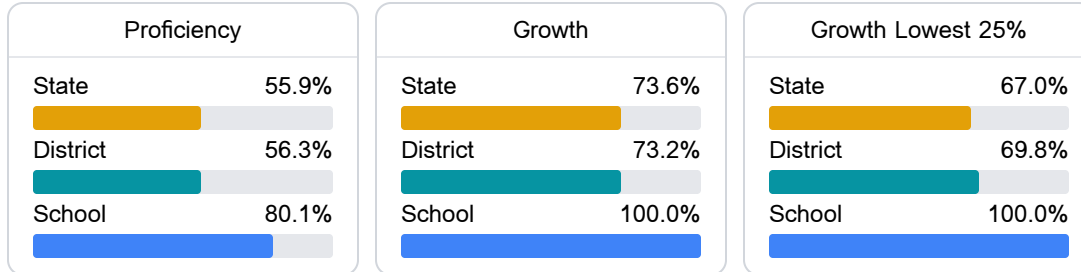
David Odom
dodom@spanola.net

School Accountability Grade Components

Mississippi's accountability system assigns "A" through "F" letter grades for schools and districts. Grades are based on student achievement, student growth, student participation in testing, and other academic measures.

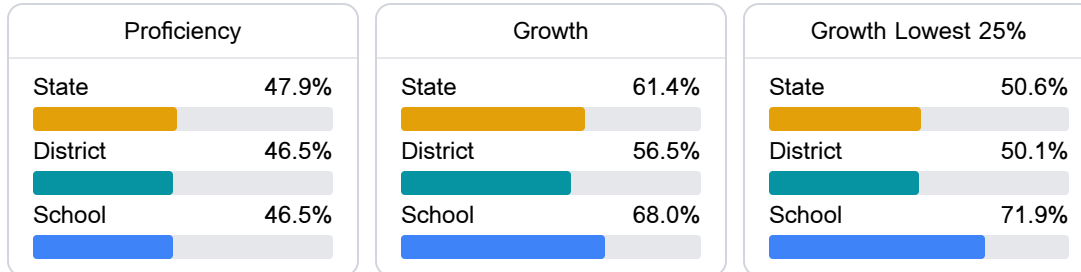
Math

Measurements of student performance on the statewide math assessment.



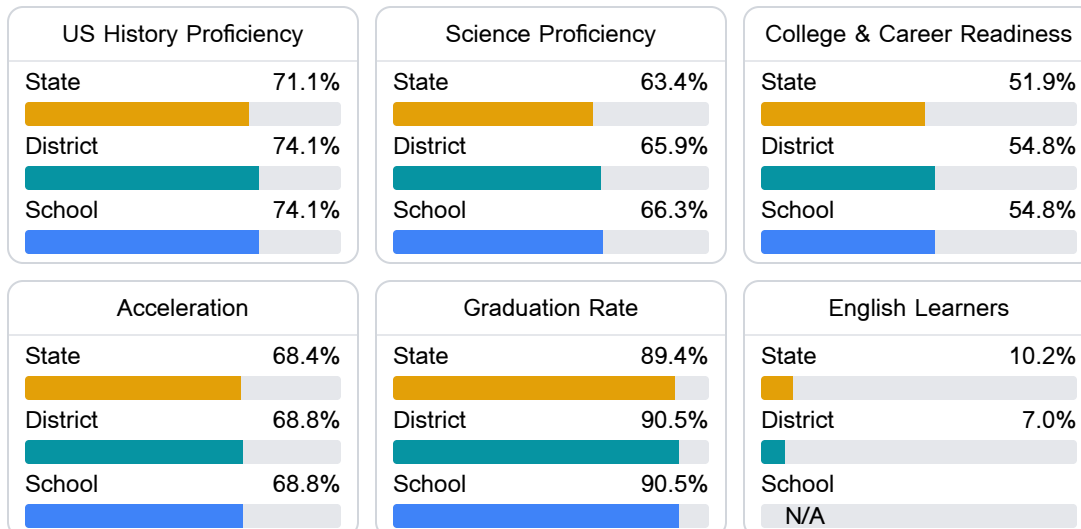
English

Measurements of student performance on the statewide English language arts (ELA) assessment.



Other Measures

Other measurements of student performance that factor into the accountability grade.



Teacher Data

99.3

Teachers



71.3%

Experienced Teachers

1.9%

Provisional Teachers

98.7%

In-Field Teachers

Detailed Assessment and Other Data

Student Performance

The following information shows each level of student performance on statewide assessments.

Math

Level 1		Level 2		Level 3		Level 4		Level 5	
State	0-10%	State	11-20%	State	21-30%	State	31-40%	State	11-20%
District	0-10%	District	11-20%	District	31-40%	District	31-40%	District	11-20%
School	N/A	School	0-10%	School	21-30%	School	51-60%	School	11-20%
Minimal		Basic		Passing		Proficient		Advanced	

English

Level 1		Level 2		Level 3		Level 4		Level 5	
State	9.1%	State	17.9%	State	27.3%	State	28.8%	State	16.9%
District	7.2%	District	17.2%	District	31.9%	District	29.5%	District	14.1%
School	6.8%	School	17.9%	School	33.5%	School	26.4%	School	15.5%
Minimal		Basic		Passing		Proficient		Advanced	

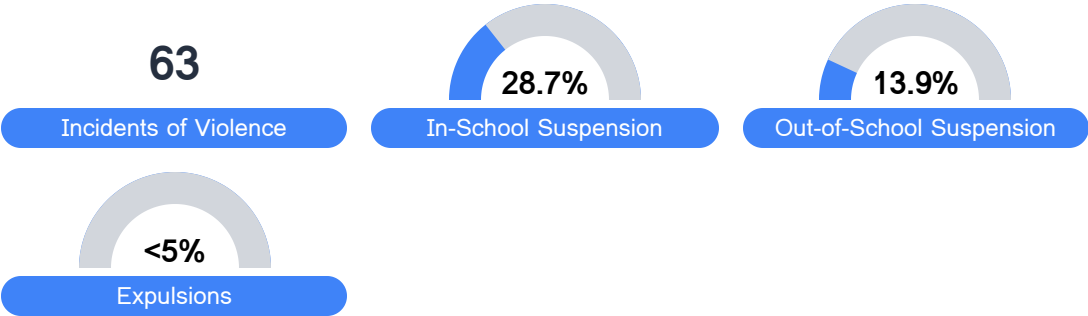
Science

Level 1		Level 2		Level 3		Level 4		Level 5	
State	11.2%	State	11.0%	State	19.5%	State	34.8%	State	23.5%
District	7.0%	District	8.3%	District	22.5%	District	37.0%	District	25.3%
School	11.4%	School	9.9%	School	19.2%	School	35.1%	School	24.5%
Minimal		Basic		Passing		Proficient		Advanced	

Student Assessment Participation



Discipline



Other Data

