

## **B** Pope Elementary School South Panola School District

1110 Main Street P.O. Box 59  
Pope, MS 38658

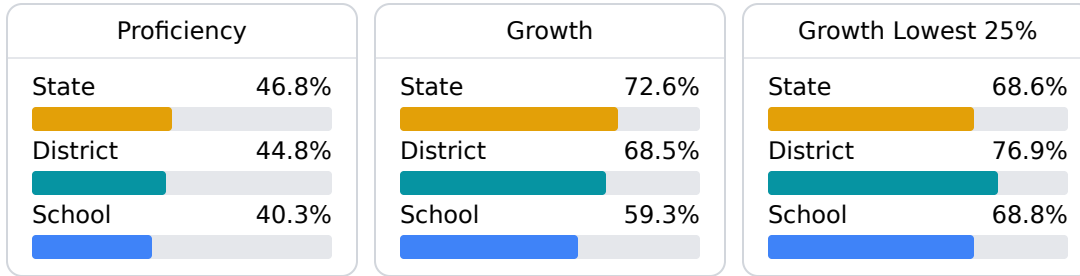
Dr Jay Cossey  
jCossey@spanola.net

### School Accountability Grade Components

Mississippi's accountability system assigns "A" through "F" letter grades for schools and districts. Grades are based on student achievement, student growth, student participation in testing, and other academic measures. COVID - 19 pandemic disruptions continue to be reflected in 2021 - 2022 accountability data, particularly growth data.

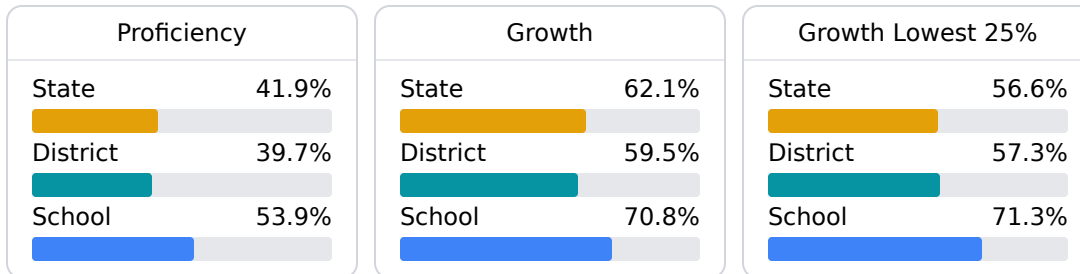
#### Math

Measurements of student performance on the statewide math assessment.



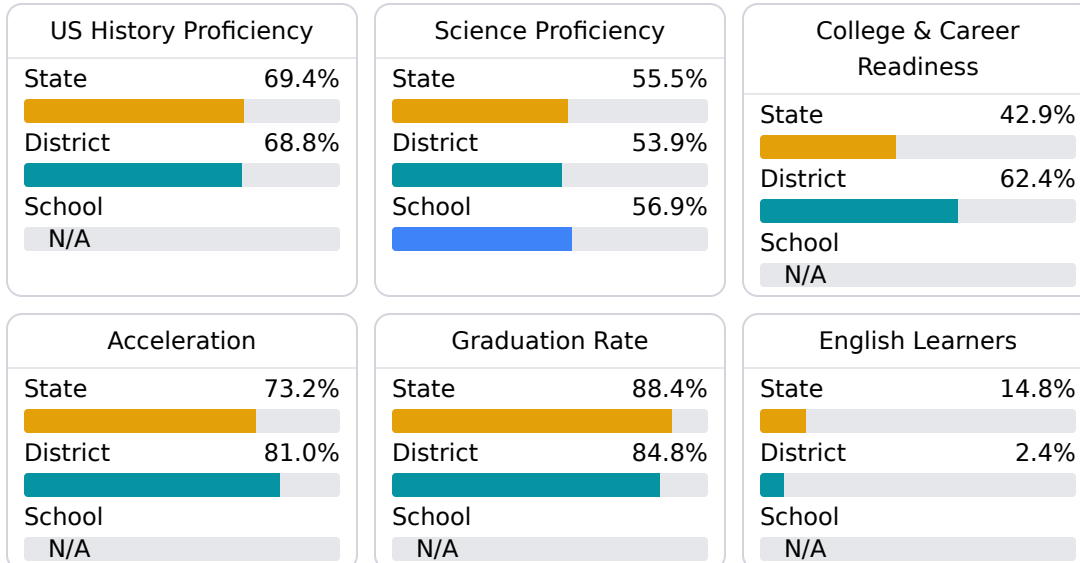
#### English

Measurements of student performance on the statewide English language arts (ELA) assessment.



#### Other Measures

Other measurements of student performance that factor into the accountability grade.



### Teacher Data

**36.8**

Teachers



**87.5%**

Experienced Teachers

**0.0%**

Provisional Teachers

**100.0%**

In-Field Teachers

## Detailed Assessment and Other Data

### Student Performance

The following information shows each level of student performance on statewide assessments.

#### Math

Level 1		Level 2		Level 3		Level 4		Level 5	
State	7.0%	State	19.3%	State	27.3%	State	31.5%	State	15.0%
District	6.3%	District	20.6%	District	30.6%	District	31.0%	District	11.5%
School	7.7%	School	19.8%	School	34.1%	School	26.6%	School	11.8%
Minimal		Basic		Passing		Proficient		Advanced	

#### English

Level 1		Level 2		Level 3		Level 4		Level 5	
State	8.6%	State	18.9%	State	31.3%	State	29.1%	State	12.1%
District	7.5%	District	20.4%	District	34.7%	District	27.3%	District	10.2%
School	0-10%	School	11-20%	School	21-30%	School	31-40%	School	11-20%
Minimal		Basic		Passing		Proficient		Advanced	

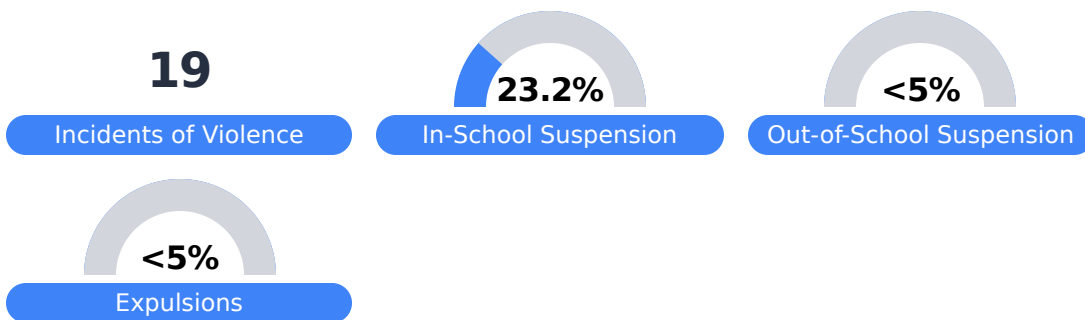
#### Science

Level 1		Level 2		Level 3		Level 4		Level 5	
State	11.0%	State	12.4%	State	22.5%	State	34.7%	State	19.4%
District	11.2%	District	12.7%	District	24.4%	District	35.1%	District	16.6%
School	13.2%	School	8.8%	School	22.8%	School	44.7%	School	10.5%
Minimal		Basic		Passing		Proficient		Advanced	

## Student Assessment Participation



## Discipline



## Other Data



**35.1%**

Chronic Absenteeism



**\$10,233.36**

Per-Pupil Expenditure