



Batesville Junior High School

South Panola School District



507 Tiger Drive
Batesville, MS 38606



Chad Lindamood
clindamood@spanola.net

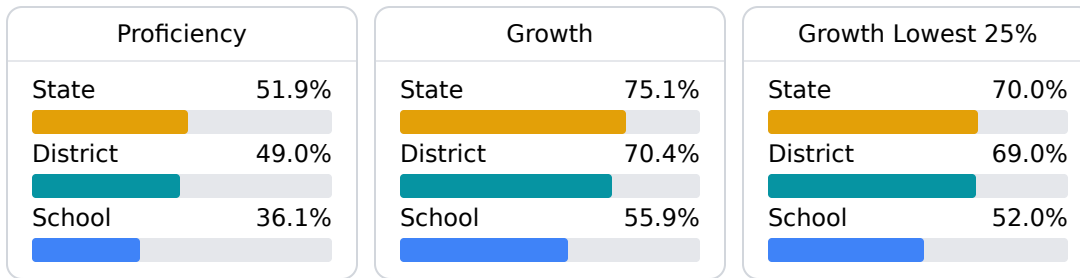
Identified for **Additional Targeted Support and Improvement**

School Accountability Grade Components

Mississippi's accountability system assigns "A" through "F" letter grades for schools and districts. Grades are based on student achievement, student growth, student participation in testing, and other academic measures.

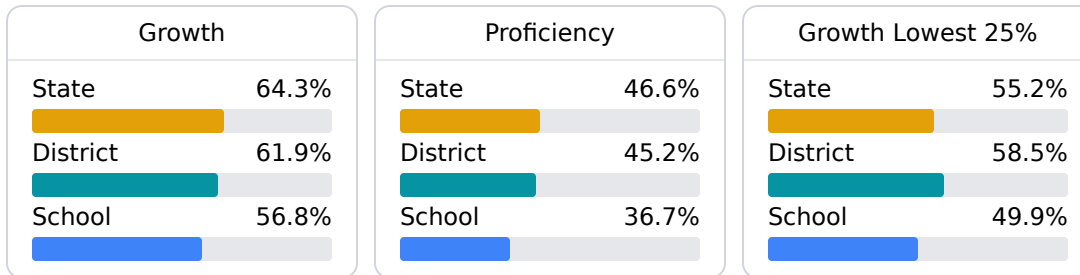
Math

Measurements of student performance on the statewide math assessment.



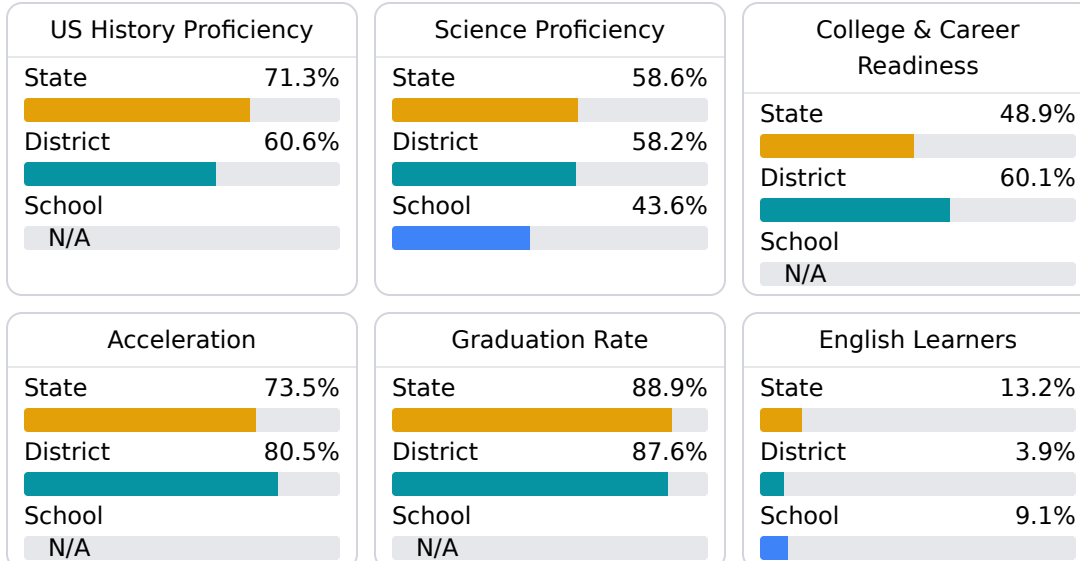
English

Measurements of student performance on the statewide English language arts (ELA) assessment.



Other Measures

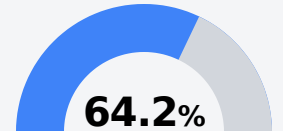
Other measurements of student performance that factor into the accountability grade.



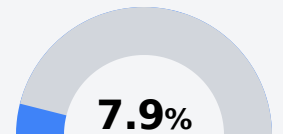
Teacher Data

59.8

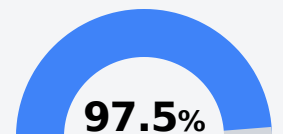
Teachers



Experienced Teachers



Provisional Teachers



In-Field Teachers

Detailed Assessment and Other Data

Student Performance

The following information shows each level of student performance on statewide assessments.

Math

Level 1		Level 2		Level 3		Level 4		Level 5	
State	0-10%	State	11-20%	State	21-30%	State	31-40%	State	11-20%
District	0-10%	District	11-20%	District	31-40%	District	31-40%	District	11-20%
School	5.3%	School	28.1%	School	33.5%	School	25.0%	School	8.1%
Minimal		Basic		Passing		Proficient		Advanced	

English

Level 1		Level 2		Level 3		Level 4		Level 5	
State	8.3%	State	17.0%	State	29.7%	State	29.3%	State	15.7%
District	6.3%	District	17.7%	District	34.4%	District	28.4%	District	13.2%
School	7.4%	School	17.8%	School	41.5%	School	21.1%	School	12.3%
Minimal		Basic		Passing		Proficient		Advanced	

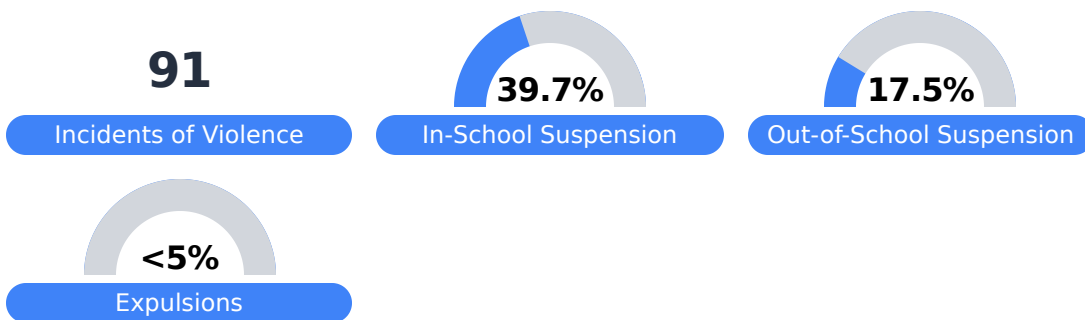
Science

Level 1		Level 2		Level 3		Level 4		Level 5	
State	11.4%	State	11.9%	State	20.8%	State	33.6%	State	22.3%
District	9.8%	District	10.5%	District	25.7%	District	33.9%	District	20.2%
School	13.3%	School	12.6%	School	33.5%	School	27.7%	School	13.0%
Minimal		Basic		Passing		Proficient		Advanced	

Student Assessment Participation



Discipline



Other Data



40.0%

Chronic Absenteeism



\$9,827.07

Per-Pupil Expenditure