



Batesville Middle School

South Panola School District



509 Tiger Drive
Batesville, MS 38606



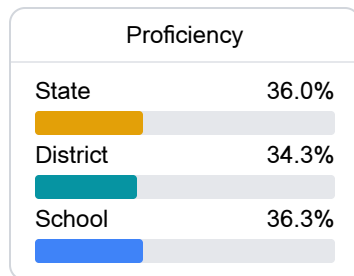
Dr. Ashley Fonte
afonte@spanola.net

School Accountability Grade Components

Mississippi's accountability system assigns "A" through "F" letter grades for schools and districts. Grades are based on student achievement, student growth, student participation in testing, and other academic measures. COVID - 19 pandemic disruptions continue to be reflected in 2021 - 2022 accountability data, particularly growth data.

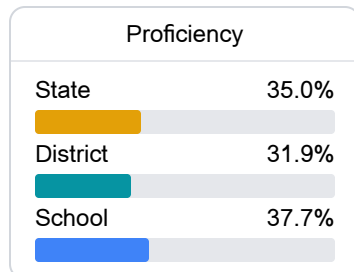
Math

Measurements of student performance on the statewide math assessment.



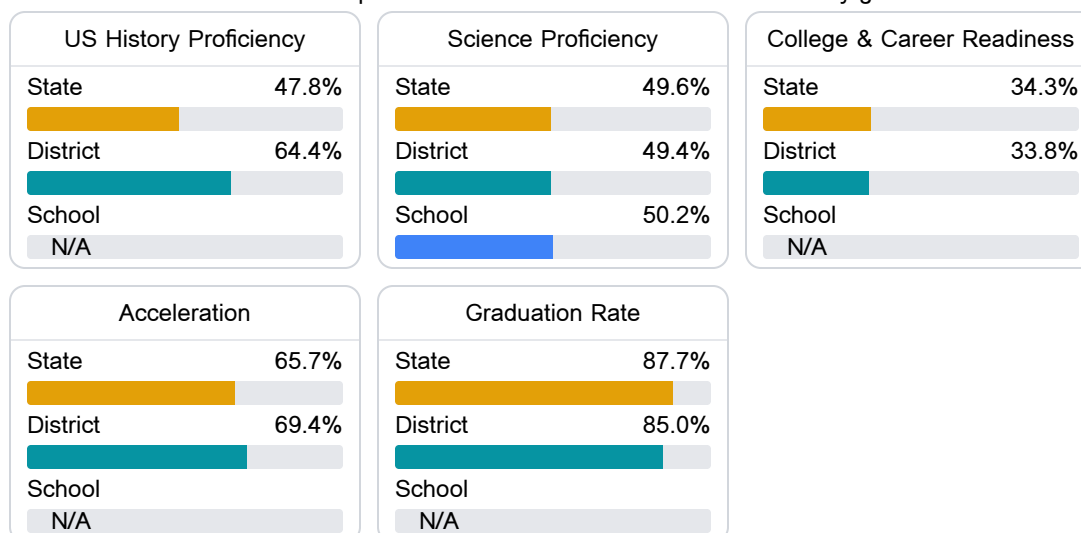
English

Measurements of student performance on the statewide English language arts (ELA) assessment.



Other Measures

Other measurements of student performance that factor into the accountability grade.



Teacher Data

32.8

Teachers



76.0%

Experienced Teachers

0.0%

Provisional Teachers

96.7%

In-Field Teachers

Detailed Assessment and Other Data

Student Performance

The following information shows each level of student performance on statewide assessments.

Math

Level 1		Level 2		Level 3		Level 4		Level 5	
State	11.6%	State	24.2%	State	29.5%	State	24.8%	State	9.9%
District	10.0%	District	27.5%	District	33.3%	District	22.2%	District	7.1%
School	10.3%	School	22.4%	School	34.1%	School	24.2%	School	9.0%
Minimal		Basic		Passing		Proficient		Advanced	

English

Level 1		Level 2		Level 3		Level 4		Level 5	
State	10.8%	State	23.1%	State	31.8%	State	24.6%	State	9.7%
District	9.1%	District	26.5%	District	34.3%	District	22.2%	District	7.9%
School	7.0%	School	22.8%	School	35.3%	School	29.0%	School	5.9%
Minimal		Basic		Passing		Proficient		Advanced	

Science

Level 1		Level 2		Level 3		Level 4		Level 5	
State	13.8%	State	14.5%	State	23.4%	State	32.7%	State	15.7%
District	10.1%	District	13.1%	District	27.5%	District	34.1%	District	15.3%
School	8.7%	School	12.2%	School	29.6%	School	30.4%	School	19.1%
Minimal		Basic		Passing		Proficient		Advanced	

Student Assessment Participation



Discipline



* Source: 2017-2018 Civil Rights Data Collection

Other Data



26.1 %

Chronic Absenteeism



\$8,572.59

Per-Pupil Expenditure