



Batesville Intermediate School

South Panola School District



200 College St.
Batesville, MS 38606



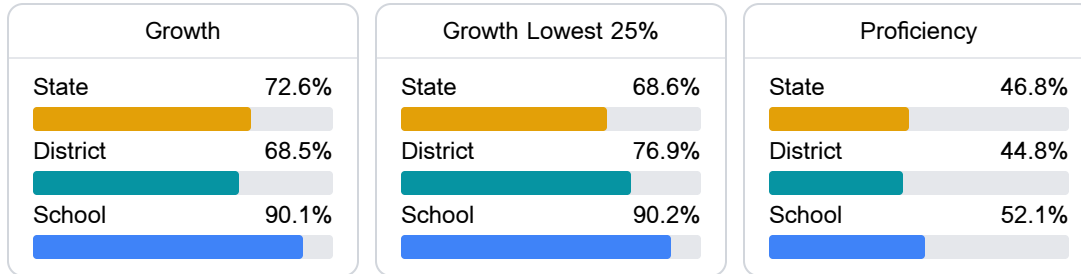
Valencia Rhodes
vrhodes@spanola.net

School Accountability Grade Components

Mississippi's accountability system assigns "A" through "F" letter grades for schools and districts. Grades are based on student achievement, student growth, student participation in testing, and other academic measures. COVID - 19 pandemic disruptions continue to be reflected in 2021 - 2022 accountability data, particularly growth data.

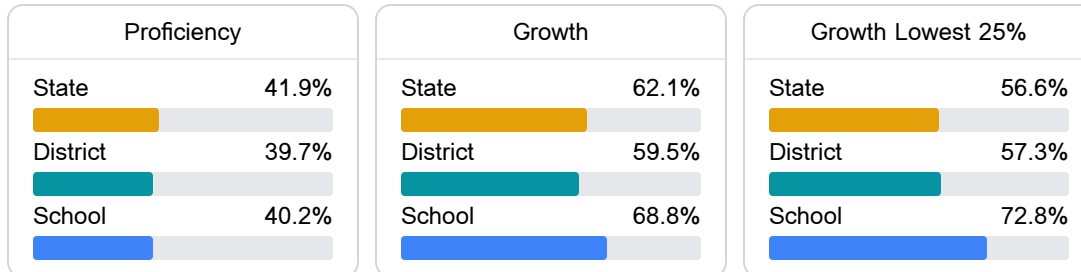
Math

Measurements of student performance on the statewide math assessment.



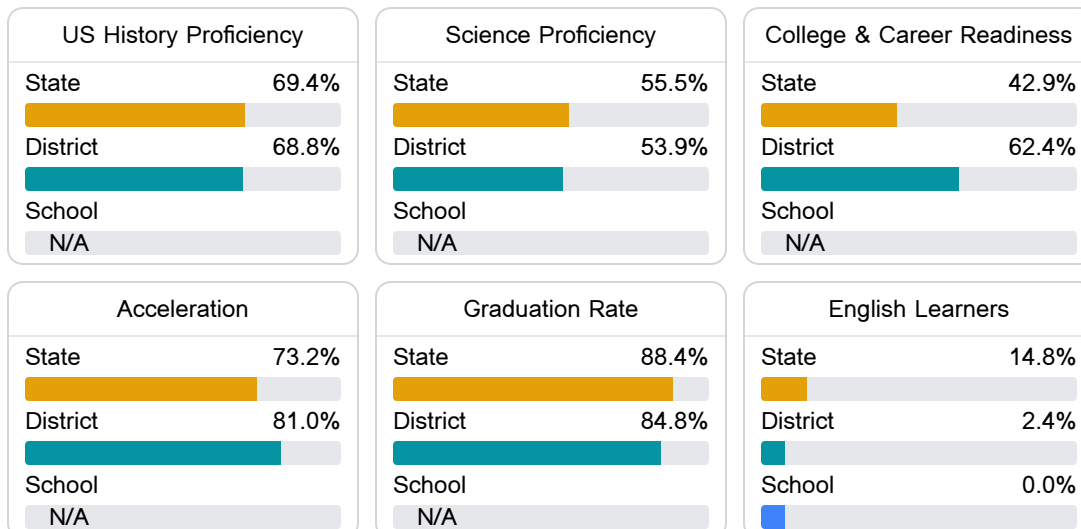
English

Measurements of student performance on the statewide English language arts (ELA) assessment.



Other Measures

Other measurements of student performance that factor into the accountability grade.



Teacher Data

33.9

Teachers



76.4%

Experienced Teachers

3.0%

Provisional Teachers

94.8%

In-Field Teachers

Detailed Assessment and Other Data

Student Performance

The following information shows each level of student performance on statewide assessments.

Math

Level 1		Level 2		Level 3		Level 4		Level 5	
State	7.0%	State	19.3%	State	27.3%	State	31.5%	State	15.0%
District	6.3%	District	20.6%	District	30.6%	District	31.0%	District	11.5%
School	6.9%	School	20.0%	School	23.7%	School	31.0%	School	18.4%
Minimal		Basic		Passing		Proficient		Advanced	

English

Level 1		Level 2		Level 3		Level 4		Level 5	
State	8.6%	State	18.9%	State	31.3%	State	29.1%	State	12.1%
District	7.5%	District	20.4%	District	34.7%	District	27.3%	District	10.2%
School	8.2%	School	17.1%	School	35.9%	School	25.3%	School	13.5%
Minimal		Basic		Passing		Proficient		Advanced	

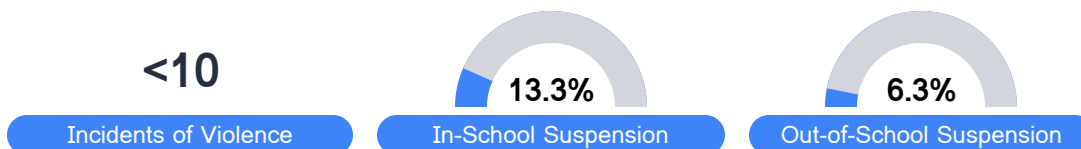
Science

Level 1		Level 2		Level 3		Level 4		Level 5	
State	11.0%	State	12.4%	State	22.5%	State	34.7%	State	19.4%
District	11.2%	District	12.7%	District	24.4%	District	35.1%	District	16.6%
School	N/A	School	N/A	School	N/A	School	N/A	School	N/A
Minimal		Basic		Passing		Proficient		Advanced	

Student Assessment Participation



Discipline



Other Data



41.0 %

Chronic Absenteeism



\$10,512.45

Per-Pupil Expenditure