



North Panola High School

North Panola School District



500 HWY 51 North
Sardis, MS 38666



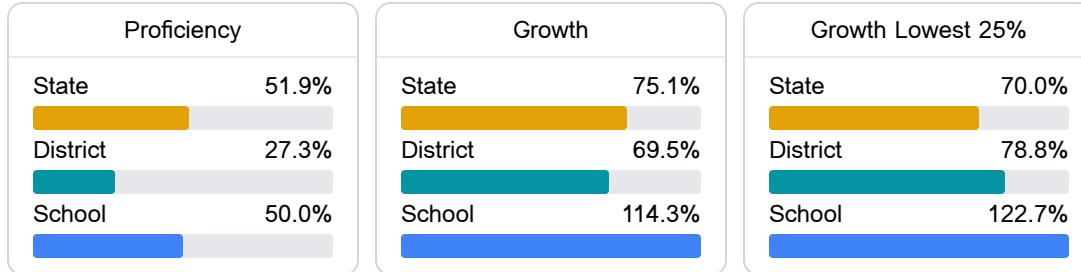
Andre Jones
ajones@northpanolaschools.org

School Accountability Grade Components

Mississippi's accountability system assigns "A" through "F" letter grades for schools and districts. Grades are based on student achievement, student growth, student participation in testing, and other academic measures.

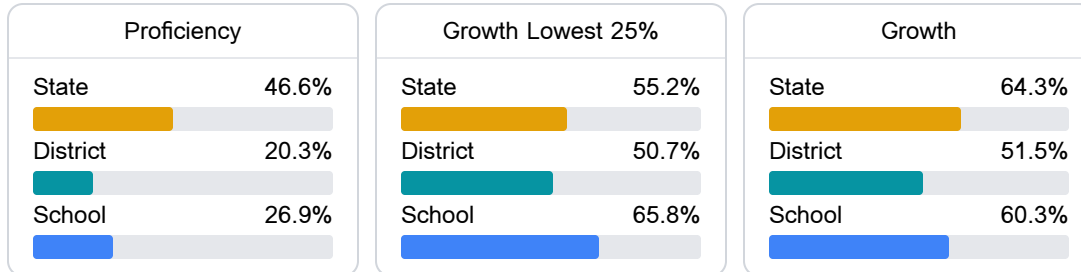
Math

Measurements of student performance on the statewide math assessment.



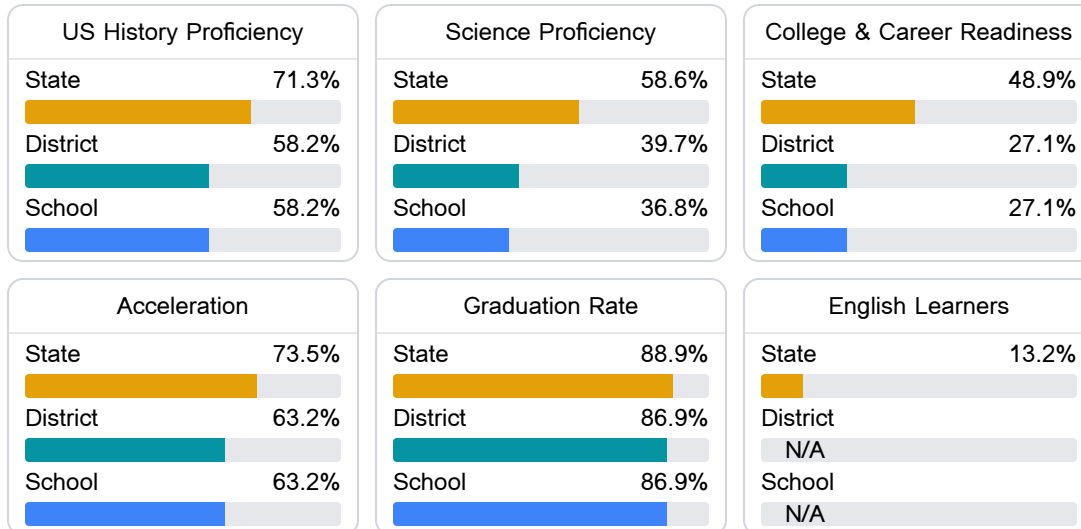
English

Measurements of student performance on the statewide English language arts (ELA) assessment.



Other Measures

Other measurements of student performance that factor into the accountability grade.



Teacher Data

28.0

Teachers



71.6%

Experienced Teachers

13.2%

Provisional Teachers

89.8%

In-Field Teachers

Detailed Assessment and Other Data

Student Performance

The following information shows each level of student performance on statewide assessments.

Math

Level 1	Level 2	Level 3	Level 4	Level 5
State 0-10%	State 11-20%	State 21-30%	State 31-40%	State 11-20%
District 11-20%	District 21-30%	District 31-40%	District 21-30%	District 0-10%
School 0-10%	School 0-10%	School 41-50%	School 41-50%	School 0-10%
Minimal	Basic	Passing	Proficient	Advanced

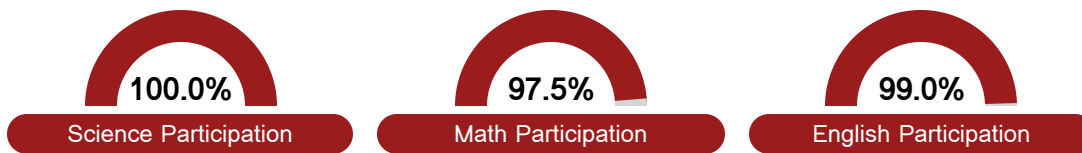
English

Level 1	Level 2	Level 3	Level 4	Level 5
State 8.3%	State 17.0%	State 29.7%	State 29.3%	State 15.7%
District 21-30%	District 21-30%	District 31-40%	District 11-20%	District 0-10%
School 11-20%	School 31-40%	School 31-40%	School 11-20%	School 0-10%
Minimal	Basic	Passing	Proficient	Advanced

Science

Level 1	Level 2	Level 3	Level 4	Level 5
State 11.4%	State 11.9%	State 20.8%	State 33.6%	State 22.3%
District 21.5%	District 18.6%	District 25.7%	District 24.4%	District 9.8%
School 29.0%	School 26.3%	School 20.2%	School 16.7%	School 7.9%
Minimal	Basic	Passing	Proficient	Advanced

Student Assessment Participation



Discipline



Other Data



48.9%

Chronic Absenteeism



\$11,413.13

Per-Pupil Expenditure



31.3%

Post-Secondary Enrollment



42.7%

Advanced Course Participation