



## Green Hill Intermediate

North Panola School District



599 WEST PEARL STREET  
Sardis, MS 38666



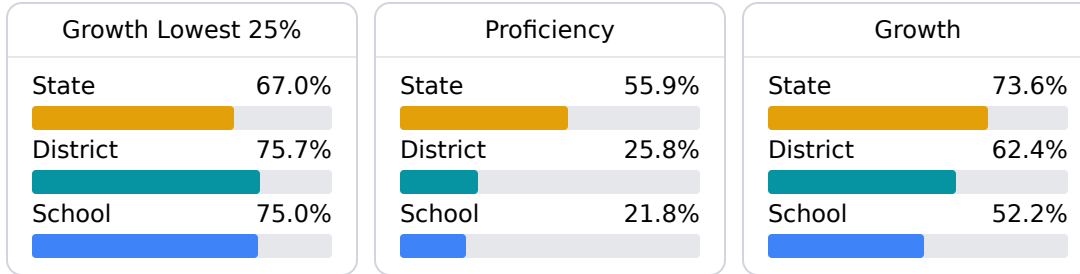
Tomekia Thomas  
tthomas1@northpanolaschools.org

### School Accountability Grade Components

Mississippi's accountability system assigns "A" through "F" letter grades for schools and districts. Grades are based on student achievement, student growth, student participation in testing, and other academic measures.

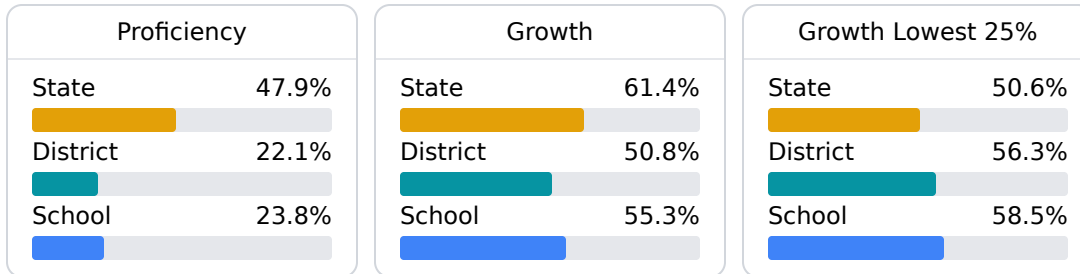
#### Math

Measurements of student performance on the statewide math assessment.



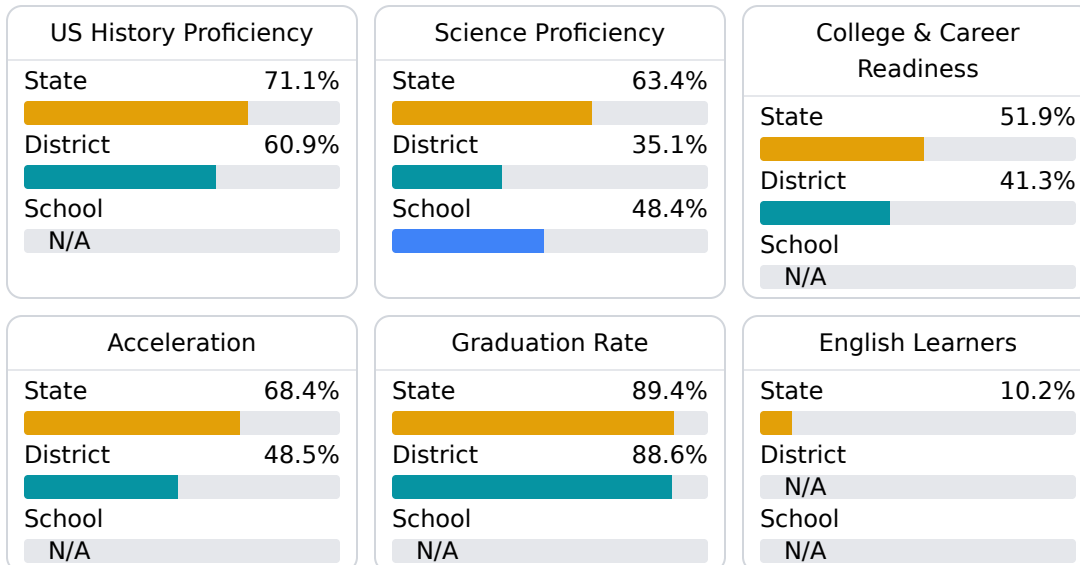
#### English

Measurements of student performance on the statewide English language arts (ELA) assessment.



#### Other Measures

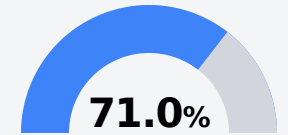
Other measurements of student performance that factor into the accountability grade.



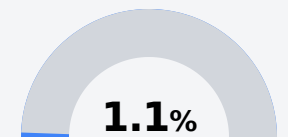
### Teacher Data

17.9

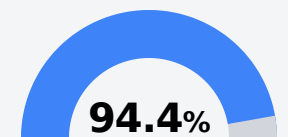
Teachers



Experienced Teachers



Provisional Teachers



In-Field Teachers

## Detailed Assessment and Other Data

### Student Performance

The following information shows each level of student performance on statewide assessments.

#### Math

| Level 1        | Level 2         | Level 3         | Level 4         | Level 5        |
|----------------|-----------------|-----------------|-----------------|----------------|
| State 0-10%    | State 11-20%    | State 21-30%    | State 31-40%    | State 11-20%   |
| District 0-10% | District 21-30% | District 41-50% | District 21-30% | District 0-10% |
| School 0-10%   | School 31-40%   | School 31-40%   | School 11-20%   | School 0-10%   |
| Minimal        | Basic           | Passing         | Proficient      | Advanced       |

#### English

| Level 1         | Level 2         | Level 3         | Level 4         | Level 5        |
|-----------------|-----------------|-----------------|-----------------|----------------|
| State 9.1%      | State 17.9%     | State 27.3%     | State 28.8%     | State 16.9%    |
| District 11-20% | District 21-30% | District 31-40% | District 11-20% | District 0-10% |
| School 11-20%   | School 21-30%   | School 21-30%   | School 11-20%   | School 0-10%   |
| Minimal         | Basic           | Passing         | Proficient      | Advanced       |

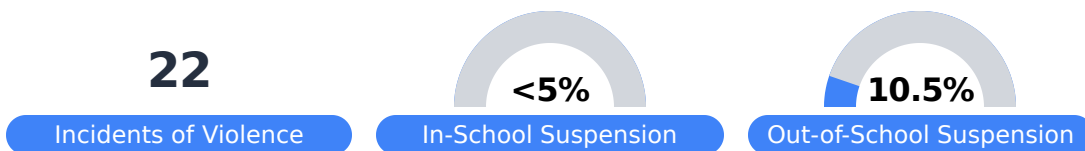
#### Science

| Level 1         | Level 2         | Level 3         | Level 4         | Level 5        |
|-----------------|-----------------|-----------------|-----------------|----------------|
| State 11.2%     | State 11.0%     | State 19.5%     | State 34.8%     | State 23.5%    |
| District 21-30% | District 21-30% | District 21-30% | District 21-30% | District 0-10% |
| School 0-10%    | School 21-30%   | School 21-30%   | School 31-40%   | School 0-10%   |
| Minimal         | Basic           | Passing         | Proficient      | Advanced       |

## Student Assessment Participation



## Discipline



## Other Data



**20.1%**

Chronic Absenteeism