



## Socsd/Msu Partnership Middle School

Starkville- Oktibbeha Consolidated School District



11200 MS HWY 182  
Starkville, MS 39759



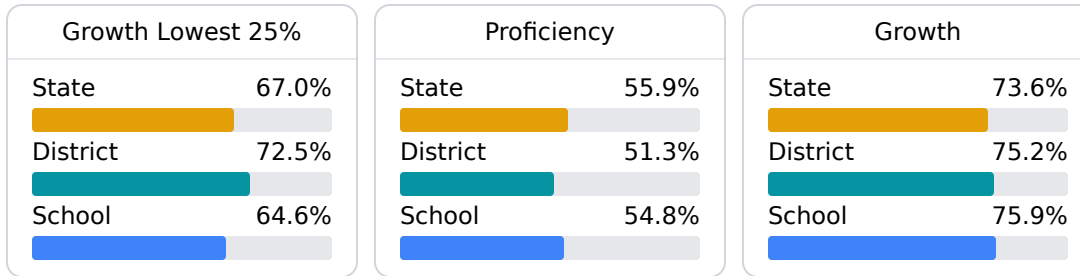
Jorine Neal  
jneal@starkvillesd.com

### School Accountability Grade Components

Mississippi's accountability system assigns "A" through "F" letter grades for schools and districts. Grades are based on student achievement, student growth, student participation in testing, and other academic measures.

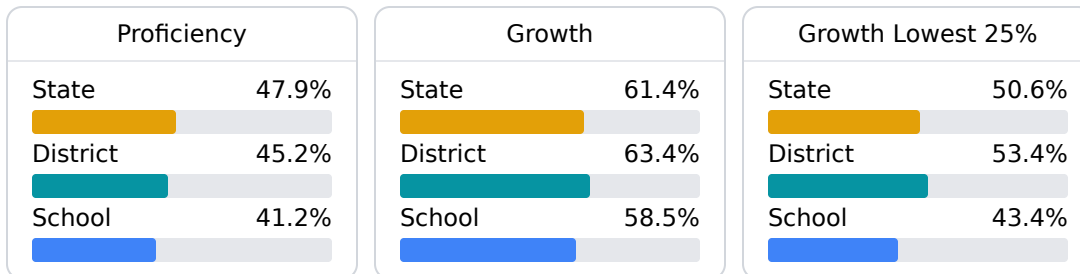
#### Math

Measurements of student performance on the statewide math assessment.



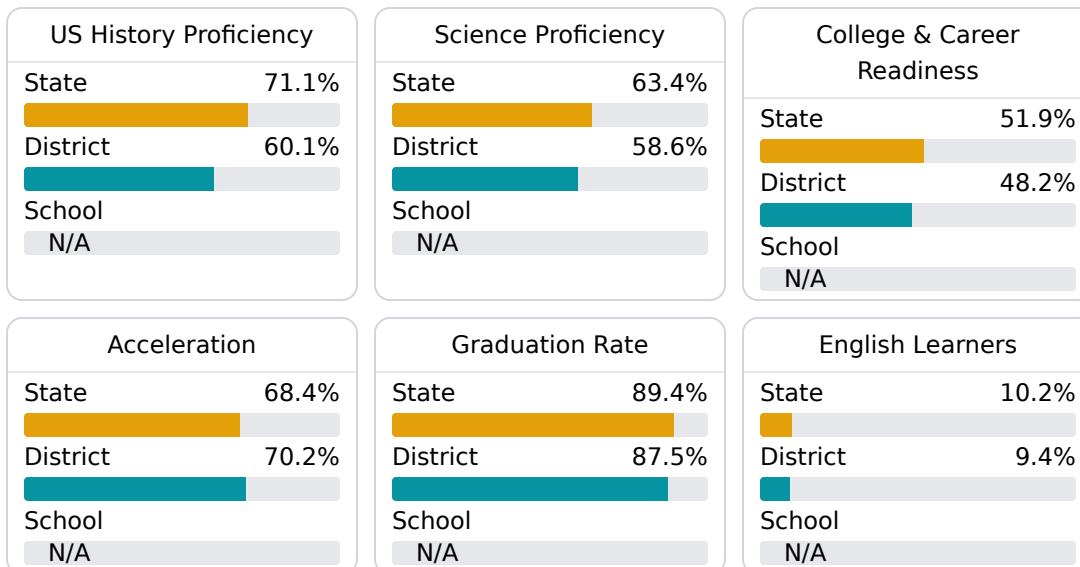
#### English

Measurements of student performance on the statewide English language arts (ELA) assessment.



#### Other Measures

Other measurements of student performance that factor into the accountability grade.



### Teacher Data

55.1

Teachers



61.1%

Experienced Teachers

0.4%

Provisional Teachers

95.8%

In-Field Teachers

## Detailed Assessment and Other Data

### Student Performance

The following information shows each level of student performance on statewide assessments.

#### Math

Level 1	Level 2	Level 3	Level 4	Level 5
State 0-10%	State 11-20%	State 21-30%	State 31-40%	State 11-20%
District 0-10%	District 11-20%	District 21-30%	District 31-40%	District 11-20%
School 0-10%	School 11-20%	School 21-30%	School 31-40%	School 11-20%
Minimal	Basic	Passing	Proficient	Advanced

#### English

Level 1	Level 2	Level 3	Level 4	Level 5
State 9.1%	State 17.9%	State 27.3%	State 28.8%	State 16.9%
District 10.2%	District 20.0%	District 27.0%	District 25.2%	District 17.6%
School 9.0%	School 23.4%	School 27.1%	School 20.5%	School 20.1%
Minimal	Basic	Passing	Proficient	Advanced


#### Science

Level 1	Level 2	Level 3	Level 4	Level 5
State 11.2%	State 11.0%	State 19.5%	State 34.8%	State 23.5%
District 12.9%	District 13.3%	District 21.0%	District 29.9%	District 23.0%
School N/A	School N/A	School N/A	School N/A	School N/A
Minimal	Basic	Passing	Proficient	Advanced

## Student Assessment Participation



## Discipline



## Other Data



24.8%

Chronic Absenteeism