



## Socsd/Msu Partnership Middle School

Starkville- Oktibbeha Consolidated School District



11200 MS HWY 182  
Starkville, MS 39759



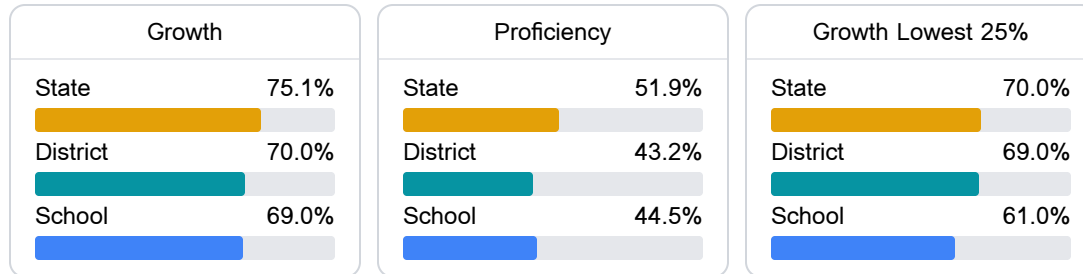
Jorine Neal  
jneal@starkvillesd.com

### School Accountability Grade Components

Mississippi's accountability system assigns "A" through "F" letter grades for schools and districts. Grades are based on student achievement, student growth, student participation in testing, and other academic measures.

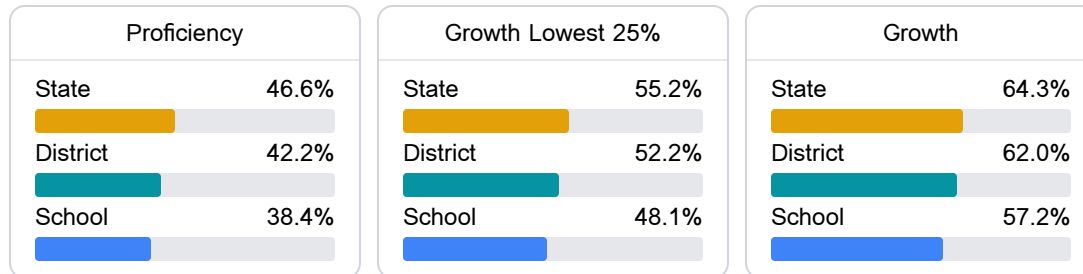
#### Math

Measurements of student performance on the statewide math assessment.



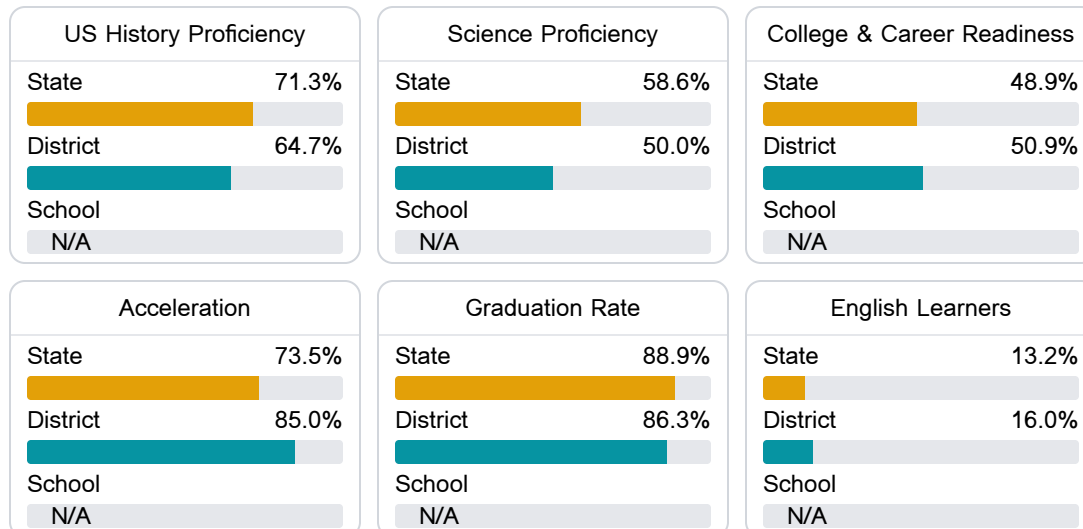
#### English

Measurements of student performance on the statewide English language arts (ELA) assessment.



#### Other Measures

Other measurements of student performance that factor into the accountability grade.



### Teacher Data

56.1

Teachers



53.1%

Experienced Teachers

3.6%

Provisional Teachers

96.4%

In-Field Teachers

## Detailed Assessment and Other Data

### Student Performance

The following information shows each level of student performance on statewide assessments.

#### Math

Level 1		Level 2		Level 3		Level 4		Level 5	
State	0-10%	State	11-20%	State	21-30%	State	31-40%	State	11-20%
District	5.5%	District	20.5%	District	32.4%	District	25.2%	District	16.4%
School	5.3%	School	21.1%	School	30.5%	School	26.0%	School	17.1%
Minimal		Basic		Passing		Proficient		Advanced	

#### English

Level 1		Level 2		Level 3		Level 4		Level 5	
State	8.3%	State	17.0%	State	29.7%	State	29.3%	State	15.7%
District	10.8%	District	19.6%	District	29.6%	District	23.1%	District	16.9%
School	8.7%	School	23.1%	School	31.0%	School	17.1%	School	20.1%
Minimal		Basic		Passing		Proficient		Advanced	


#### Science

Level 1		Level 2		Level 3		Level 4		Level 5	
State	11.4%	State	11.9%	State	20.8%	State	33.6%	State	22.3%
District	16.5%	District	14.9%	District	20.5%	District	27.2%	District	20.9%
School	N/A	School	N/A	School	N/A	School	N/A	School	N/A
Minimal		Basic		Passing		Proficient		Advanced	

### Student Assessment Participation



### Discipline



### Other Data



20.1 %

Chronic Absenteeism



\$12,185.69

Per-Pupil Expenditure