



## Socsd/Msu Partnership Middle School

Starkville- Oktibbeha Consolidated School District



11200 MS HWY 182  
Starkville, MS 39759



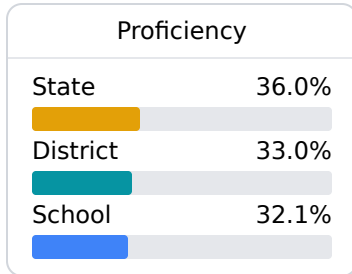
Jorine Neal  
jneal@starkvillesd.com

### School Accountability Grade Components

Mississippi's accountability system assigns "A" through "F" letter grades for schools and districts. Grades are based on student achievement, student growth, student participation in testing, and other academic measures. COVID - 19 pandemic disruptions continue to be reflected in 2021 - 2022 accountability data, particularly growth data.

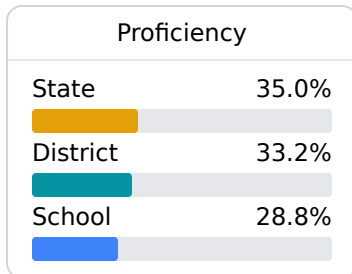
#### Math

Measurements of student performance on the statewide math assessment.



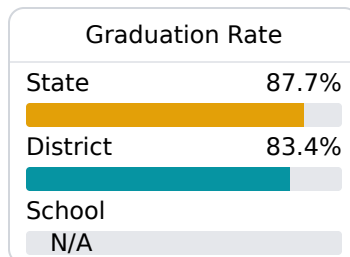
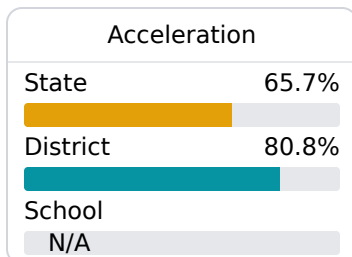
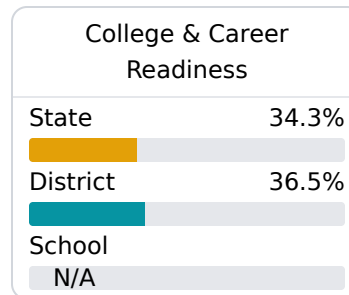
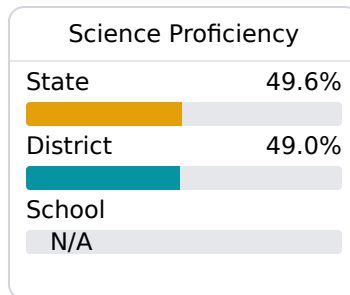
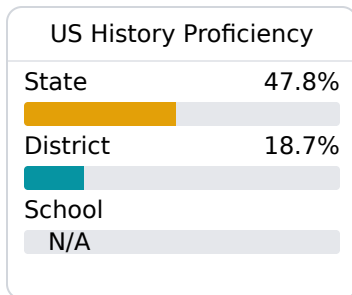
#### English

Measurements of student performance on the statewide English language arts (ELA) assessment.



#### Other Measures

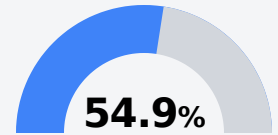
Other measurements of student performance that factor into the accountability grade.



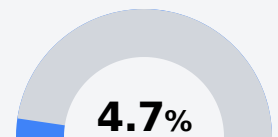
### Teacher Data

53.8

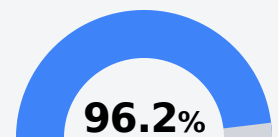
Teachers



Experienced Teachers



Provisional Teachers



In-Field Teachers

## Detailed Assessment and Other Data

### Student Performance

The following information shows each level of student performance on statewide assessments.

#### Math

Level 1		Level 2		Level 3		Level 4		Level 5	
State	11.6%	State	24.2%	State	29.5%	State	24.8%	State	9.9%
District	10.5%	District	30.7%	District	28.7%	District	20.2%	District	9.9%
School	10.5%	School	27.9%	School	29.5%	School	22.6%	School	9.5%
Minimal		Basic		Passing		Proficient		Advanced	

#### English

Level 1		Level 2		Level 3		Level 4		Level 5	
State	10.8%	State	23.1%	State	31.8%	State	24.6%	State	9.7%
District	15.7%	District	26.8%	District	24.9%	District	20.8%	District	11.7%
School	13.4%	School	32.9%	School	25.4%	School	16.8%	School	11.4%
Minimal		Basic		Passing		Proficient		Advanced	

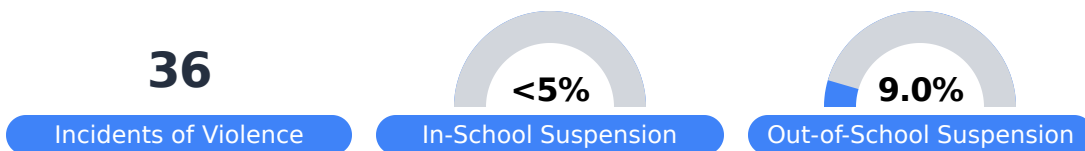
#### Science

Level 1		Level 2		Level 3		Level 4		Level 5	
State	13.8%	State	14.5%	State	23.4%	State	32.7%	State	15.7%
District	18.9%	District	13.8%	District	21.5%	District	26.5%	District	19.4%
School	N/A	School	N/A	School	N/A	School	N/A	School	N/A
Minimal		Basic		Passing		Proficient		Advanced	

### Student Assessment Participation



### Discipline



\* Source: 2017-2018 Civil Rights Data Collection

### Other Data



**25.5%**

Chronic Absenteeism



**\$10,180.39**

Per-Pupil Expenditure