

School Report Card 2023 - 2024

For more detailed information, please visit <https://msrc.mdek12.org>.



Armstrong Junior High School

Starkville- Oktibbeha Consolidated School District



303 Mckee Street
Starkville, MS 39759



Ramon Forbes
rforbes@starkvillesd.com

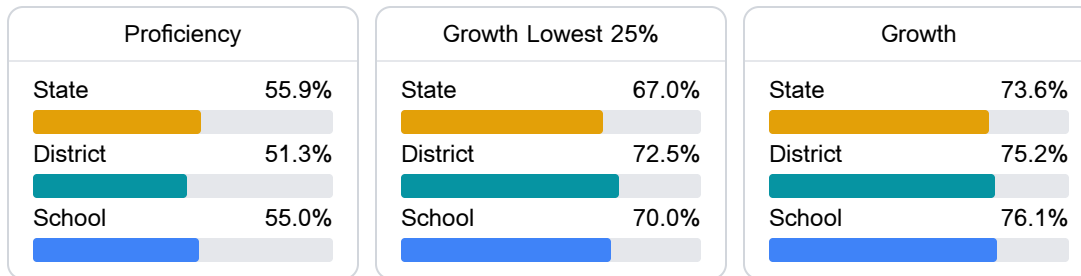
Identified for **Targeted Support and Improvement**

School Accountability Grade Components

Mississippi's accountability system assigns "A" through "F" letter grades for schools and districts. Grades are based on student achievement, student growth, student participation in testing, and other academic measures.

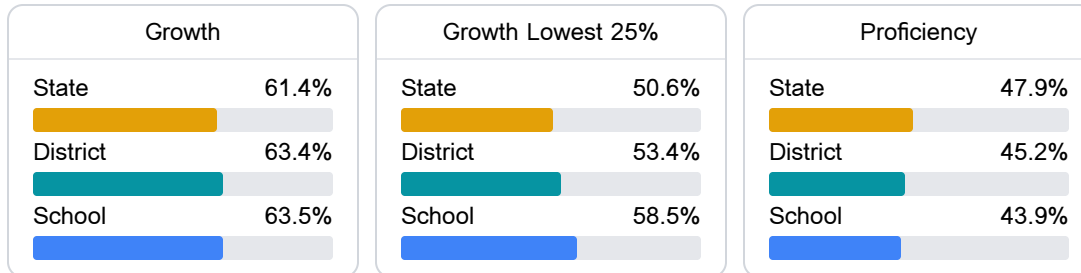
Math

Measurements of student performance on the statewide math assessment.



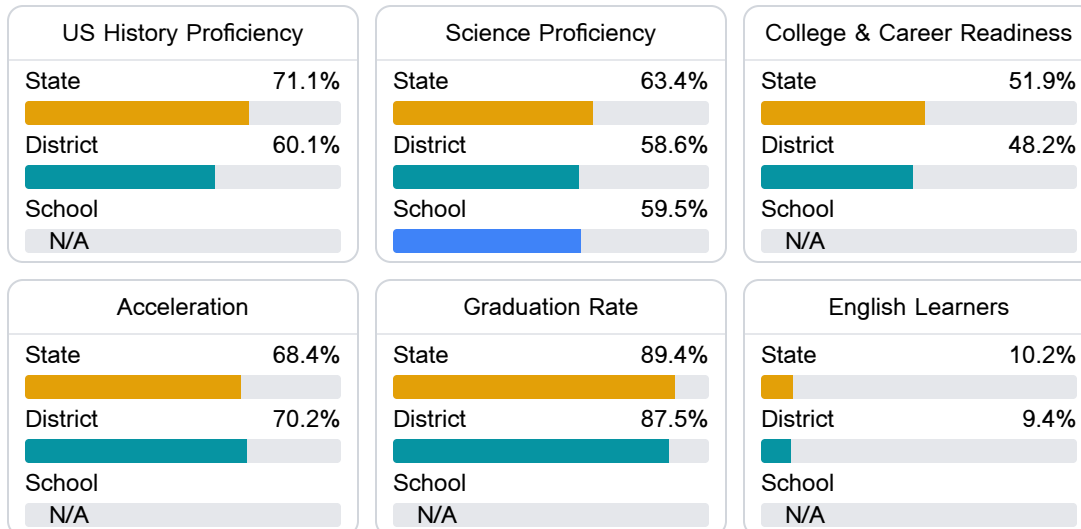
English

Measurements of student performance on the statewide English language arts (ELA) assessment.



Other Measures

Other measurements of student performance that factor into the accountability grade.



Teacher Data

33.8

Teachers



56.8%

Experienced Teachers

2.4%

Provisional Teachers

90.5%

In-Field Teachers

Detailed Assessment and Other Data

Student Performance

The following information shows each level of student performance on statewide assessments.

Math

Level 1		Level 2		Level 3		Level 4		Level 5	
State	0-10%	State	11-20%	State	21-30%	State	31-40%	State	11-20%
District	0-10%	District	11-20%	District	21-30%	District	31-40%	District	11-20%
School	0-10%	School	0-10%	School	31-40%	School	31-40%	School	21-30%
Minimal		Basic		Passing		Proficient		Advanced	

English

Level 1		Level 2		Level 3		Level 4		Level 5	
State	9.1%	State	17.9%	State	27.3%	State	28.8%	State	16.9%
District	10.2%	District	20.0%	District	27.0%	District	25.2%	District	17.6%
School	7.1%	School	12.1%	School	37.1%	School	22.0%	School	21.7%
Minimal		Basic		Passing		Proficient		Advanced	


Science

Level 1		Level 2		Level 3		Level 4		Level 5	
State	11.2%	State	11.0%	State	19.5%	State	34.8%	State	23.5%
District	12.9%	District	13.3%	District	21.0%	District	29.9%	District	23.0%
School	6.1%	School	10.5%	School	24.2%	School	33.6%	School	25.6%
Minimal		Basic		Passing		Proficient		Advanced	

Student Assessment Participation



Discipline



Other Data

