

## Armstrong Junior High School

Starkville- Oktibbeha Consolidated School District

303 Mckee Street  
Starkville, MS 39759

Ramon Forbes  
rforbes@starkvillesd.com

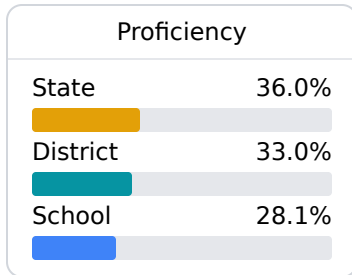
Identified for **Targeted Support and Improvement**

### School Accountability Grade Components

Mississippi's accountability system assigns "A" through "F" letter grades for schools and districts. Grades are based on student achievement, student growth, student participation in testing, and other academic measures. COVID - 19 pandemic disruptions continue to be reflected in 2021 - 2022 accountability data, particularly growth data.

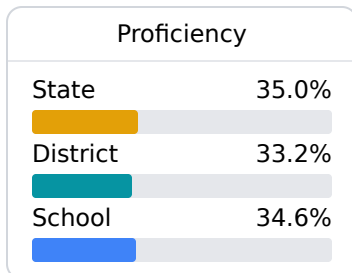
#### Math

Measurements of student performance on the statewide math assessment.



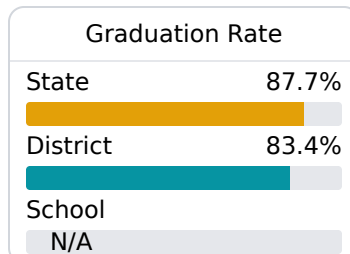
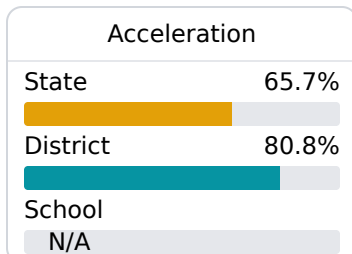
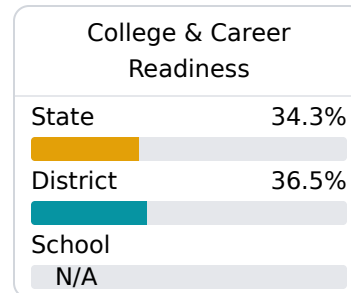
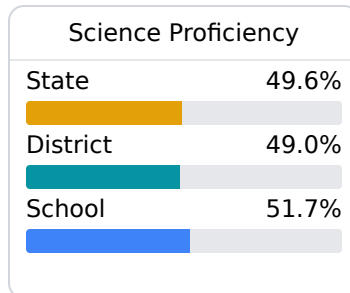
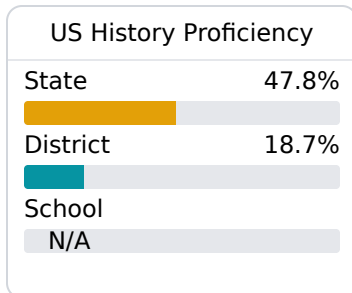
#### English

Measurements of student performance on the statewide English language arts (ELA) assessment.



#### Other Measures

Other measurements of student performance that factor into the accountability grade.



### Teacher Data

56.7

Teachers



61.9%

Experienced Teachers

8.8%

Provisional Teachers

93.7%

In-Field Teachers

## Detailed Assessment and Other Data

### Student Performance

The following information shows each level of student performance on statewide assessments.

#### Math

Level 1		Level 2		Level 3		Level 4		Level 5	
State	11.6%	State	24.2%	State	29.5%	State	24.8%	State	9.9%
District	10.5%	District	30.7%	District	28.7%	District	20.2%	District	9.9%
School	21.6%	School	24.2%	School	26.4%	School	22.5%	School	5.3%
Minimal		Basic		Passing		Proficient		Advanced	

#### English

Level 1		Level 2		Level 3		Level 4		Level 5	
State	10.8%	State	23.1%	State	31.8%	State	24.6%	State	9.7%
District	15.7%	District	26.8%	District	24.9%	District	20.8%	District	11.7%
School	18.8%	School	16.3%	School	30.8%	School	22.4%	School	11.8%
Minimal		Basic		Passing		Proficient		Advanced	

#### Science

Level 1		Level 2		Level 3		Level 4		Level 5	
State	13.8%	State	14.5%	State	23.4%	State	32.7%	State	15.7%
District	18.9%	District	13.8%	District	21.5%	District	26.5%	District	19.4%
School	13.4%	School	13.1%	School	21.5%	School	28.5%	School	23.5%
Minimal		Basic		Passing		Proficient		Advanced	

## Student Assessment Participation



## Discipline



\* Source: 2017-2018 Civil Rights Data Collection

## Other Data



24.3%

Chronic Absenteeism



\$10,283.59

Per-Pupil Expenditure



>95%

Advanced Course Participation