

School Report Card 2024 - 2025

For more detailed information, please visit <https://msrc.mdek12.org>.



Starkville High School

Starkville- Oktibbeha Consolidated School District



603 Yellowjacket Drive
Starkville, MS 39759



WATRESS HARRIS
wharris@StarkvilleSD.com

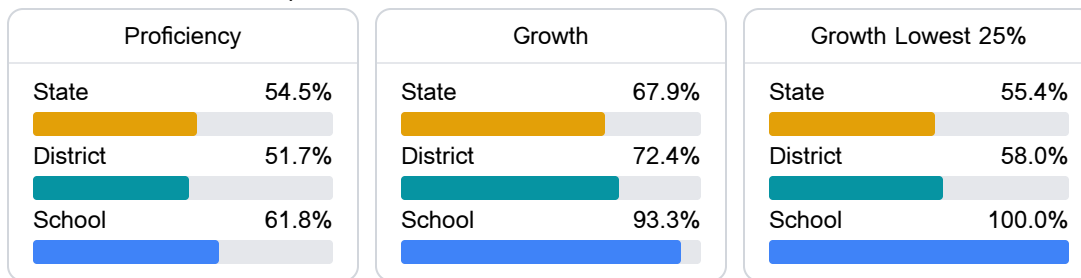
Identified for **Targeted Support and Improvement**

School Accountability Grade Components

Mississippi's accountability system assigns "A" through "F" letter grades for schools and districts. Grades are based on student achievement, student growth, student participation in testing, and other academic measures.

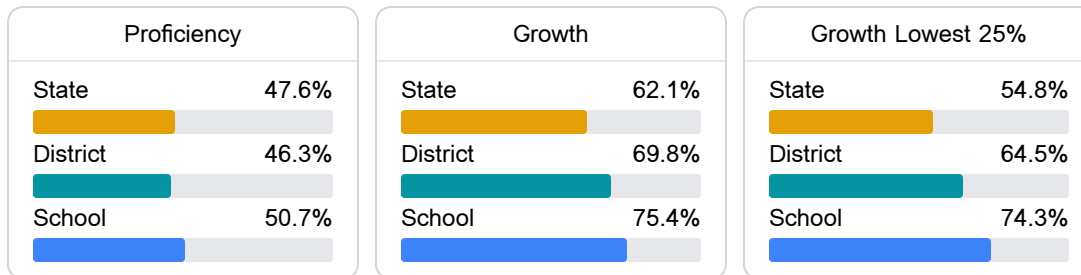
Math

Measurements of student performance on the statewide math assessment.



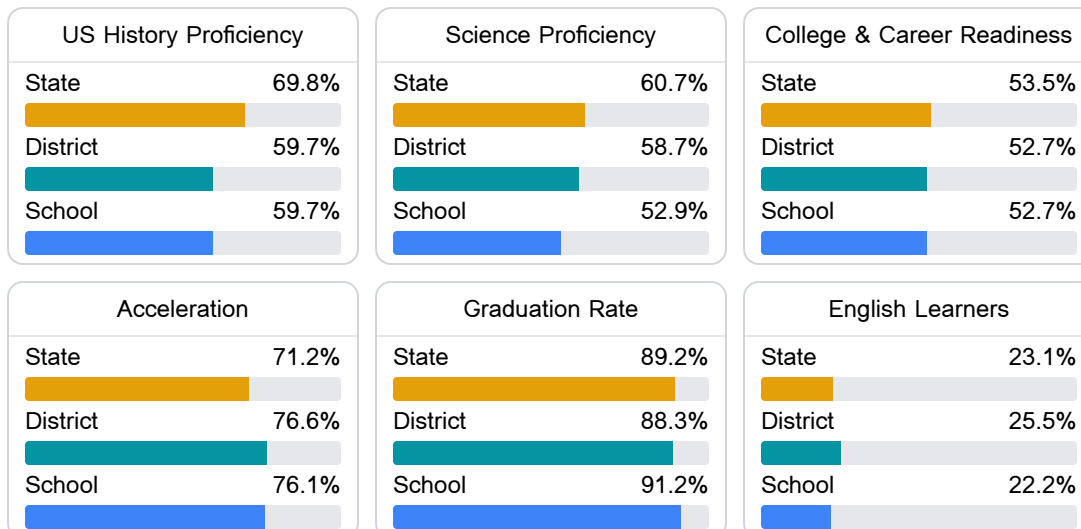
English

Measurements of student performance on the statewide English language arts (ELA) assessment.



Other Measures

Other measurements of student performance that factor into the accountability grade.



Detailed Assessment and Other Data

Student Performance

The following information shows each level of student performance on statewide assessments.

Math

Level 1		Level 2		Level 3		Level 4		Level 5	
State	0-10%	State	11-20%	State	21-30%	State	31-40%	State	11-20%
District	0-10%	District	11-20%	District	21-30%	District	31-40%	District	11-20%
School	0-10%	School	0-10%	School	31-40%	School	41-50%	School	0-10%
Minimal		Basic		Passing		Proficient		Advanced	

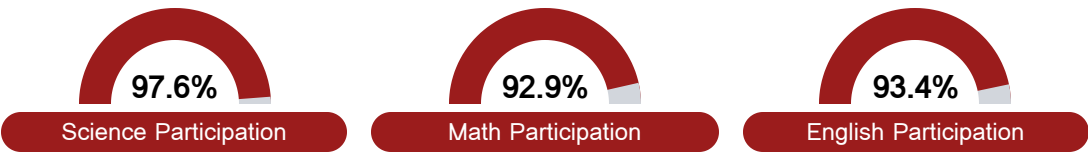
English

Level 1		Level 2		Level 3		Level 4		Level 5	
State	8.8%	State	16.5%	State	29.4%	State	29.5%	State	15.9%
District	9.9%	District	19.1%	District	27.4%	District	24.9%	District	18.7%
School	13.1%	School	26.5%	School	21.7%	School	21.9%	School	16.9%
Minimal		Basic		Passing		Proficient		Advanced	

Science

Level 1		Level 2		Level 3		Level 4		Level 5	
State	12.3%	State	11.8%	State	20.1%	State	33.9%	State	21.9%
District	15.9%	District	12.1%	District	19.4%	District	30.3%	District	22.3%
School	26.3%	School	14.8%	School	15.7%	School	25.5%	School	17.7%
Minimal		Basic		Passing		Proficient		Advanced	

Student Assessment Participation



Other Data



42.1 %

Chronic Absenteeism