



Starkville High School

Starkville- Oktibbeha Consolidated School District



603 YELLOWJACKET DRIVE
Starkville, MS 39759



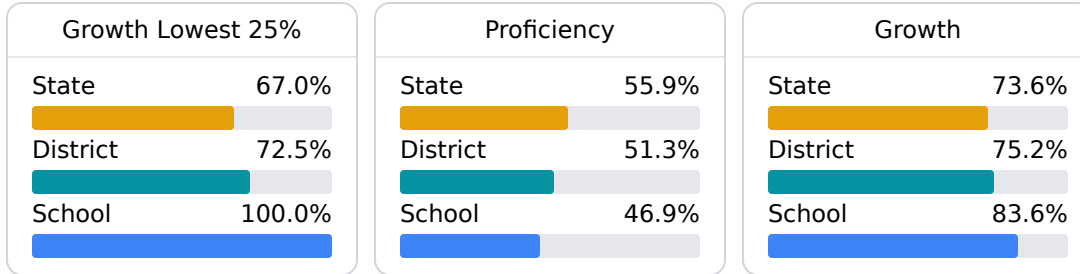
Darein Spann
dspann@starkvillesd.com

School Accountability Grade Components

Mississippi's accountability system assigns "A" through "F" letter grades for schools and districts. Grades are based on student achievement, student growth, student participation in testing, and other academic measures.

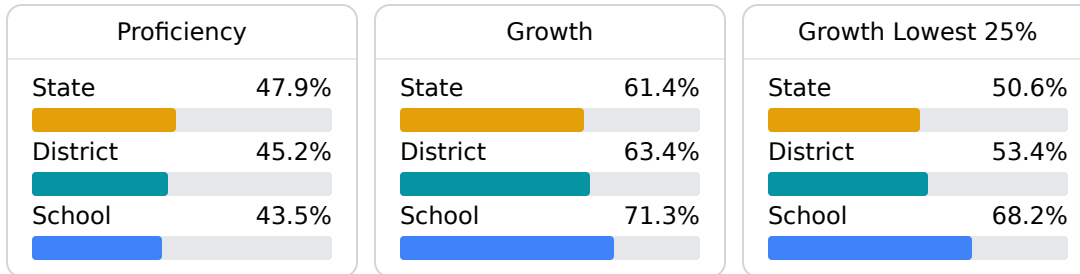
Math

Measurements of student performance on the statewide math assessment.



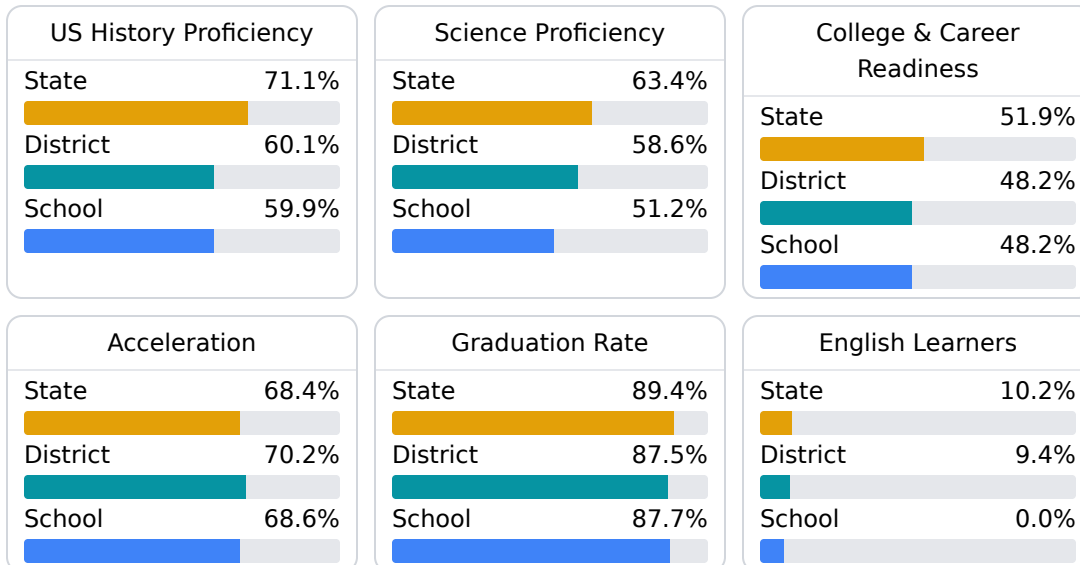
English

Measurements of student performance on the statewide English language arts (ELA) assessment.



Other Measures

Other measurements of student performance that factor into the accountability grade.



Teacher Data

92.1

Teachers



73.6%

Experienced Teachers

0.0%

Provisional Teachers

97.0%

In-Field Teachers

Detailed Assessment and Other Data

Student Performance

The following information shows each level of student performance on statewide assessments.

Math

Level 1	Level 2	Level 3	Level 4	Level 5
State 0-10%	State 11-20%	State 21-30%	State 31-40%	State 11-20%
District 0-10%	District 11-20%	District 21-30%	District 31-40%	District 11-20%
School 0-10%	School 11-20%	School 41-50%	School 41-50%	School 0-10%
Minimal	Basic	Passing	Proficient	Advanced

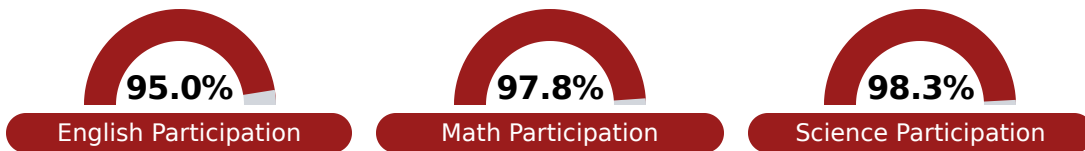
English

Level 1	Level 2	Level 3	Level 4	Level 5
State 9.1%	State 17.9%	State 27.3%	State 28.8%	State 16.9%
District 10.2%	District 20.0%	District 27.0%	District 25.2%	District 17.6%
School 14.6%	School 25.9%	School 25.5%	School 18.0%	School 16.0%
Minimal	Basic	Passing	Proficient	Advanced

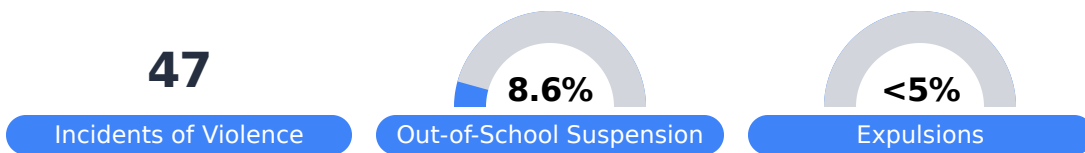
Science

Level 1	Level 2	Level 3	Level 4	Level 5
State 11.2%	State 11.0%	State 19.5%	State 34.8%	State 23.5%
District 12.9%	District 13.3%	District 21.0%	District 29.9%	District 23.0%
School 22.0%	School 20.5%	School 17.9%	School 22.9%	School 16.8%
Minimal	Basic	Passing	Proficient	Advanced

Student Assessment Participation



Discipline



Other Data



40.1%

Chronic Absenteeism



61.5%

Post-Secondary Enrollment



56.0%

Advanced Course Participation