



## Overstreet Elementary

Starkville- Oktibbeha Consolidated School District



307 South Jackson Street  
Starkville, MS 39759



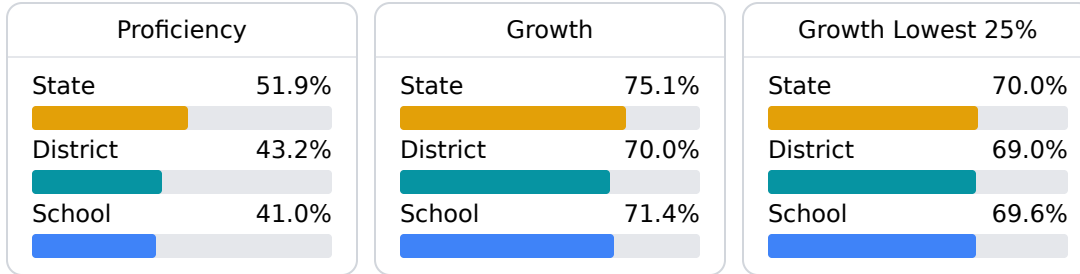
Julie Kennedy  
jkennedy@starkvillesd.com

### School Accountability Grade Components

Mississippi's accountability system assigns "A" through "F" letter grades for schools and districts. Grades are based on student achievement, student growth, student participation in testing, and other academic measures.

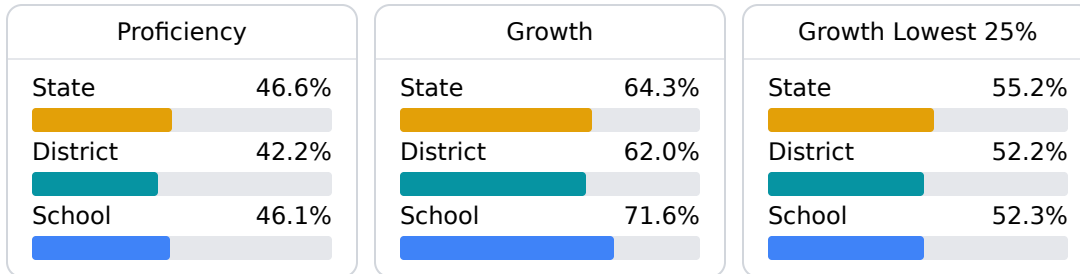
#### Math

Measurements of student performance on the statewide math assessment.



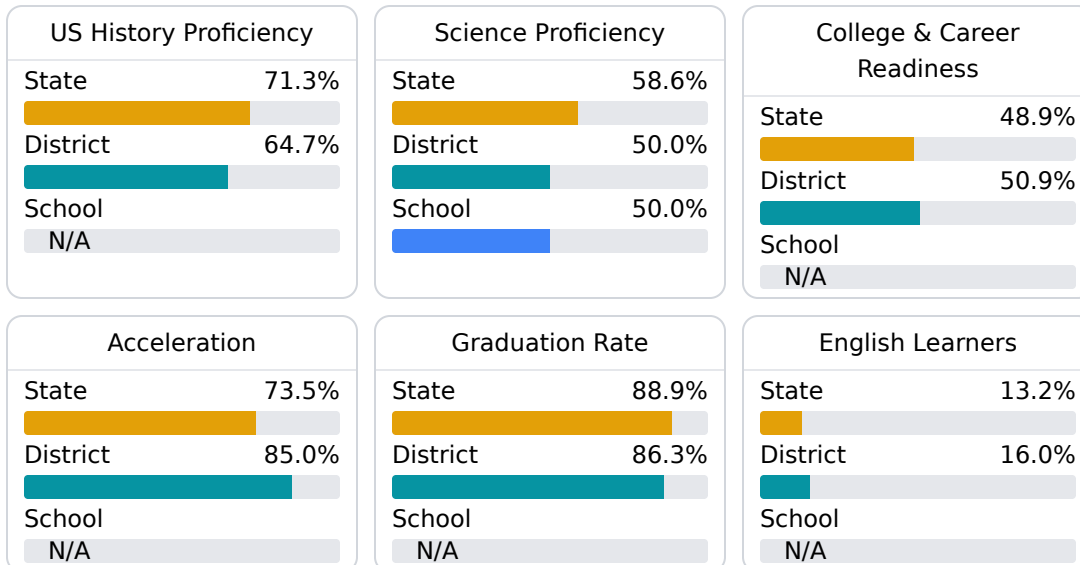
#### English

Measurements of student performance on the statewide English language arts (ELA) assessment.



#### Other Measures

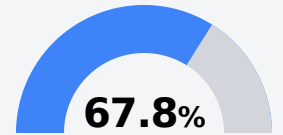
Other measurements of student performance that factor into the accountability grade.



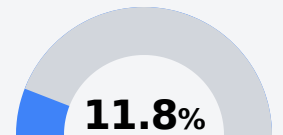
### Teacher Data

25.4

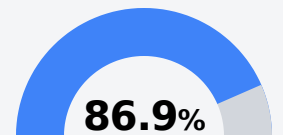
Teachers



Experienced Teachers



Provisional Teachers



In-Field Teachers

## Detailed Assessment and Other Data

### Student Performance

The following information shows each level of student performance on statewide assessments.

#### Math

Level 1	Level 2	Level 3	Level 4	Level 5
State 0-10%	State 11-20%	State 21-30%	State 31-40%	State 11-20%
District 5.5%	District 20.5%	District 32.4%	District 25.2%	District 16.4%
School 6.7%	School 18.0%	School 36.0%	School 18.7%	School 20.7%
Minimal	Basic	Passing	Proficient	Advanced

#### English

Level 1	Level 2	Level 3	Level 4	Level 5
State 8.3%	State 17.0%	State 29.7%	State 29.3%	State 15.7%
District 10.8%	District 19.6%	District 29.6%	District 23.1%	District 16.9%
School 10.0%	School 15.7%	School 28.7%	School 28.3%	School 17.3%
Minimal	Basic	Passing	Proficient	Advanced

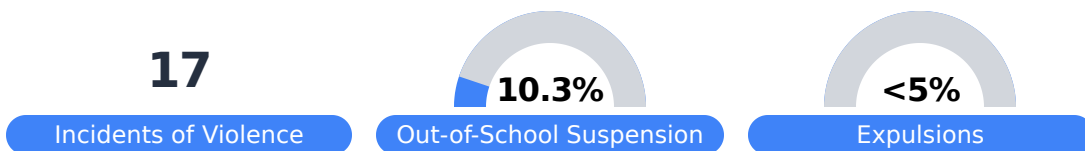
#### Science

Level 1	Level 2	Level 3	Level 4	Level 5
State 11.4%	State 11.9%	State 20.8%	State 33.6%	State 22.3%
District 16.5%	District 14.9%	District 20.5%	District 27.2%	District 20.9%
School 14.0%	School 13.7%	School 23.3%	School 24.3%	School 24.7%
Minimal	Basic	Passing	Proficient	Advanced

### Student Assessment Participation



### Discipline



### Other Data



**12.1%**

Chronic Absenteeism



**\$12,974.91**

Per-Pupil Expenditure