

B Henderson/Ward-Stewart Elementary

Starkville- Oktibbeha Consolidated School District

200-C Dr. Martin Luther King Dr.
Starkville, MS 39759

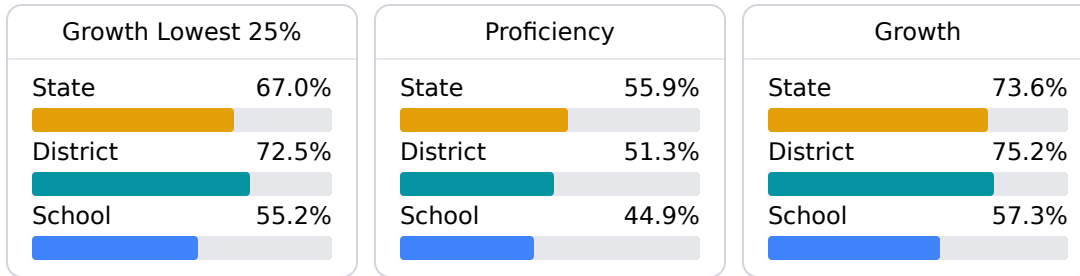
Julie Fancher
jfancher@starkvillesd.com

School Accountability Grade Components

Mississippi's accountability system assigns "A" through "F" letter grades for schools and districts. Grades are based on student achievement, student growth, student participation in testing, and other academic measures.

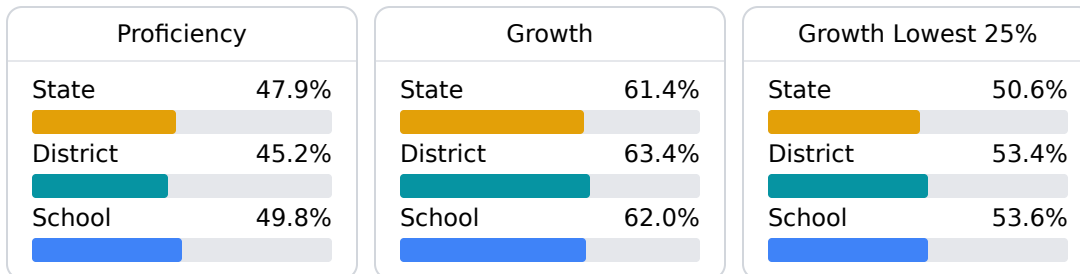
Math

Measurements of student performance on the statewide math assessment.



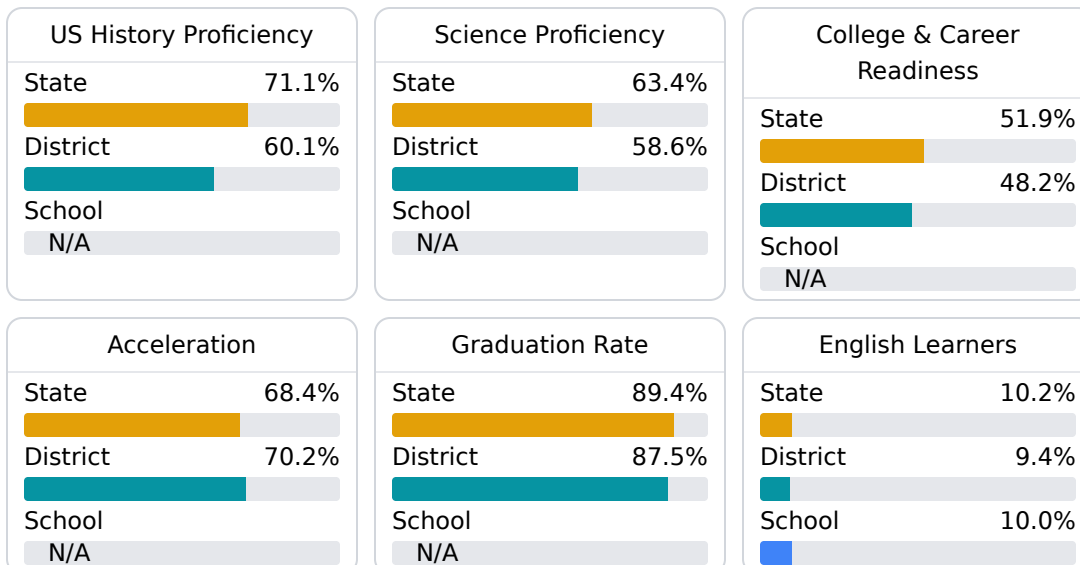
English

Measurements of student performance on the statewide English language arts (ELA) assessment.



Other Measures

Other measurements of student performance that factor into the accountability grade.



Teacher Data

68.4

Teachers



62.6%

Experienced Teachers

1.5%

Provisional Teachers

97.1%

In-Field Teachers

Detailed Assessment and Other Data

Student Performance

The following information shows each level of student performance on statewide assessments.

Math

Level 1	Level 2	Level 3	Level 4	Level 5
State 0-10%	State 11-20%	State 21-30%	State 31-40%	State 11-20%
District 0-10%	District 11-20%	District 21-30%	District 31-40%	District 11-20%
School 5.2%	School 24.7%	School 26.3%	School 27.3%	School 16.4%
Minimal	Basic	Passing	Proficient	Advanced

English

Level 1	Level 2	Level 3	Level 4	Level 5
State 9.1%	State 17.9%	State 27.3%	State 28.8%	State 16.9%
District 10.2%	District 20.0%	District 27.0%	District 25.2%	District 17.6%
School 9.5%	School 20.7%	School 21.1%	School 34.3%	School 14.4%
Minimal	Basic	Passing	Proficient	Advanced

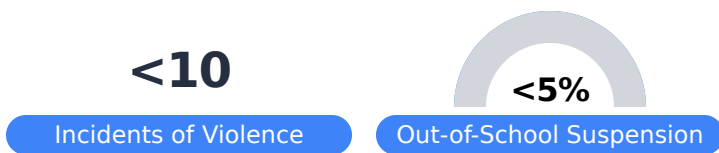
Science

Level 1	Level 2	Level 3	Level 4	Level 5
State 11.2%	State 11.0%	State 19.5%	State 34.8%	State 23.5%
District 12.9%	District 13.3%	District 21.0%	District 29.9%	District 23.0%
School N/A	School N/A	School N/A	School N/A	School N/A
Minimal	Basic	Passing	Proficient	Advanced

Student Assessment Participation



Discipline



Other Data



13.6%

Chronic Absenteeism