

B Henderson/Ward-Stewart Elementary

Starkville- Oktibbeha Consolidated School District

200-C Dr. Martin Luther King Dr.
Starkville, MS 39759

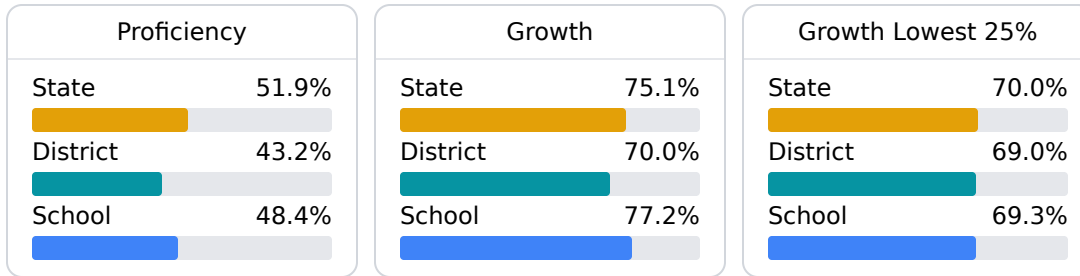
Julie Fancher
jfancher@starkvillesd.com

School Accountability Grade Components

Mississippi's accountability system assigns "A" through "F" letter grades for schools and districts. Grades are based on student achievement, student growth, student participation in testing, and other academic measures.

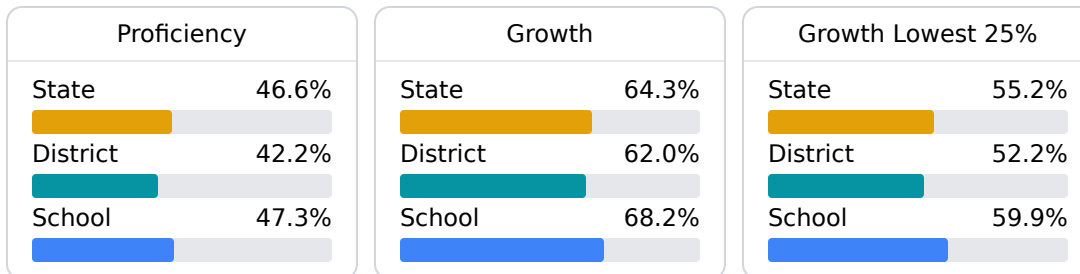
Math

Measurements of student performance on the statewide math assessment.



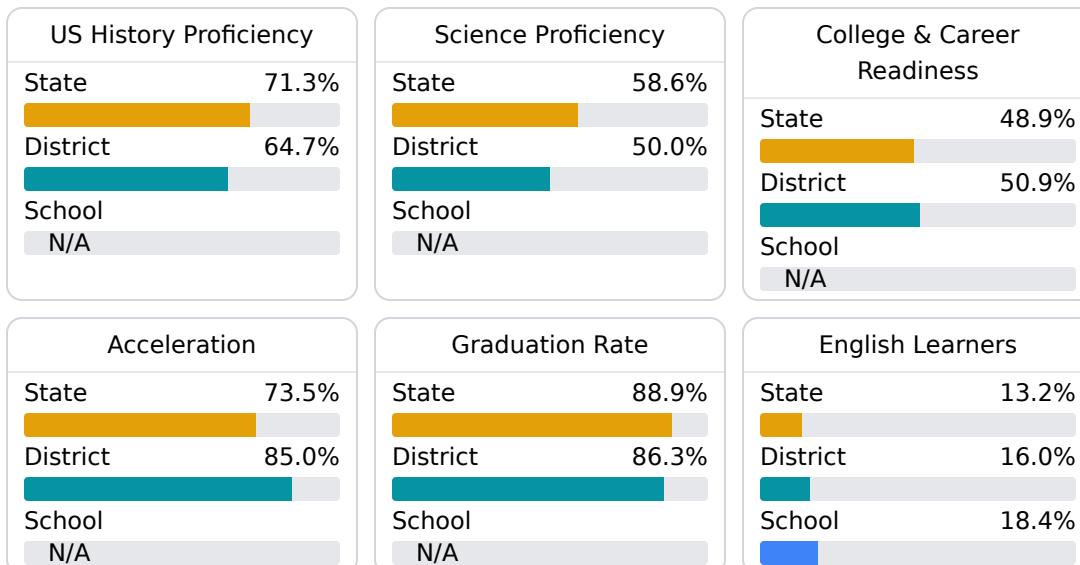
English

Measurements of student performance on the statewide English language arts (ELA) assessment.



Other Measures

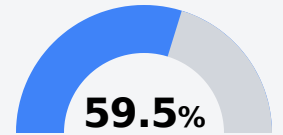
Other measurements of student performance that factor into the accountability grade.



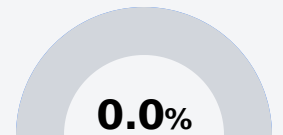
Teacher Data

66.2

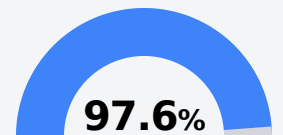
Teachers



Experienced Teachers



Provisional Teachers



In-Field Teachers

Detailed Assessment and Other Data

Student Performance

The following information shows each level of student performance on statewide assessments.

Math

Level 1		Level 2		Level 3		Level 4		Level 5	
State	0-10%	State	11-20%	State	21-30%	State	31-40%	State	11-20%
District	5.5%	District	20.5%	District	32.4%	District	25.2%	District	16.4%
School	6.4%	School	18.5%	School	28.2%	School	25.7%	School	21.1%
Minimal		Basic		Passing		Proficient		Advanced	

English

Level 1		Level 2		Level 3		Level 4		Level 5	
State	8.3%	State	17.0%	State	29.7%	State	29.3%	State	15.7%
District	10.8%	District	19.6%	District	29.6%	District	23.1%	District	16.9%
School	8.1%	School	18.0%	School	28.2%	School	31.7%	School	14.0%
Minimal		Basic		Passing		Proficient		Advanced	

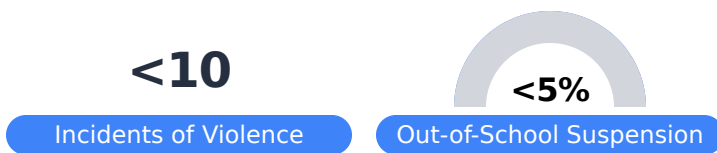
Science

Level 1		Level 2		Level 3		Level 4		Level 5	
State	11.4%	State	11.9%	State	20.8%	State	33.6%	State	22.3%
District	16.5%	District	14.9%	District	20.5%	District	27.2%	District	20.9%
School	N/A	School	N/A	School	N/A	School	N/A	School	N/A
Minimal		Basic		Passing		Proficient		Advanced	

Student Assessment Participation



Discipline



Other Data



12.9%

Chronic Absenteeism



\$11,749.51

Per-Pupil Expenditure