



Henderson/Ward-Stewart Elementary

Starkville- Oktibbeha Consolidated School District



200-C Dr. Martin Luther King Dr.
Starkville, MS 39759



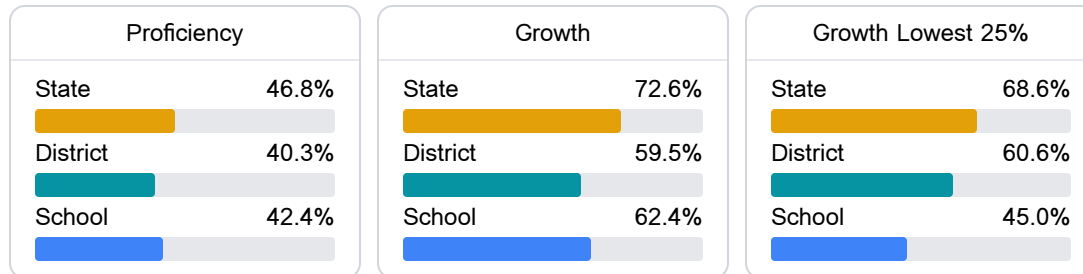
Julie Fancher
jfancher@starkvillesd.com

School Accountability Grade Components

Mississippi's accountability system assigns "A" through "F" letter grades for schools and districts. Grades are based on student achievement, student growth, student participation in testing, and other academic measures. COVID - 19 pandemic disruptions continue to be reflected in 2021 - 2022 accountability data, particularly growth data.

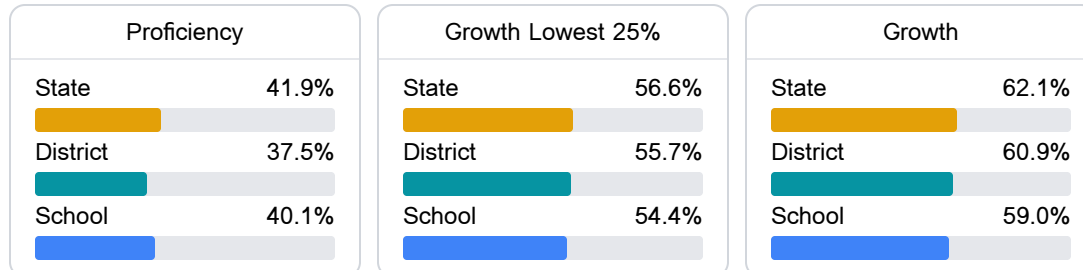
Math

Measurements of student performance on the statewide math assessment.



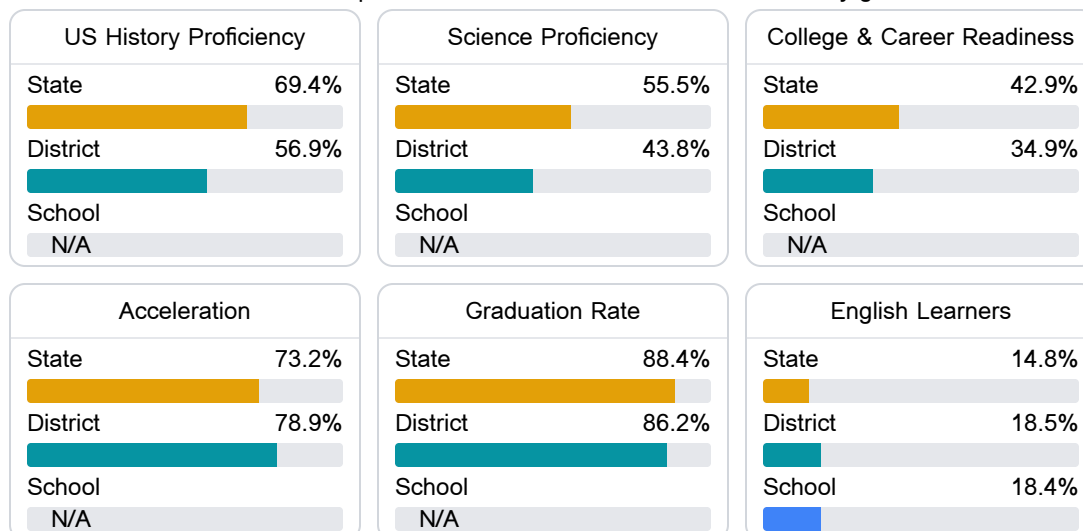
English

Measurements of student performance on the statewide English language arts (ELA) assessment.



Other Measures

Other measurements of student performance that factor into the accountability grade.



Teacher Data

71.5

Teachers



60.0%

Experienced Teachers

0.0%

Provisional Teachers

97.1%

In-Field Teachers

Detailed Assessment and Other Data

Student Performance

The following information shows each level of student performance on statewide assessments.

Math

Level 1		Level 2		Level 3		Level 4		Level 5	
State	7.0%	State	19.3%	State	27.3%	State	31.5%	State	15.0%
District	9.0%	District	25.0%	District	27.1%	District	26.2%	District	12.7%
School	12.1%	School	23.5%	School	24.3%	School	24.0%	School	16.1%
Minimal		Basic		Passing		Proficient		Advanced	

English

Level 1		Level 2		Level 3		Level 4		Level 5	
State	8.6%	State	18.9%	State	31.3%	State	29.1%	State	12.1%
District	11.3%	District	22.5%	District	29.9%	District	23.6%	District	12.7%
School	8.9%	School	28.9%	School	23.8%	School	28.1%	School	10.3%
Minimal		Basic		Passing		Proficient		Advanced	

Science

Level 1		Level 2		Level 3		Level 4		Level 5	
State	11.0%	State	12.4%	State	22.5%	State	34.7%	State	19.4%
District	18.3%	District	15.7%	District	23.6%	District	24.6%	District	17.7%
School	N/A	School	N/A	School	N/A	School	N/A	School	N/A
Minimal		Basic		Passing		Proficient		Advanced	

Student Assessment Participation



Discipline



Other Data



13.4 %

Chronic Absenteeism



\$10,695.80

Per-Pupil Expenditure