



## West Elementary School

Starkville- Oktibbeha Consolidated School District



127 Sturgis Maben Road  
Sturgis, MS 39769



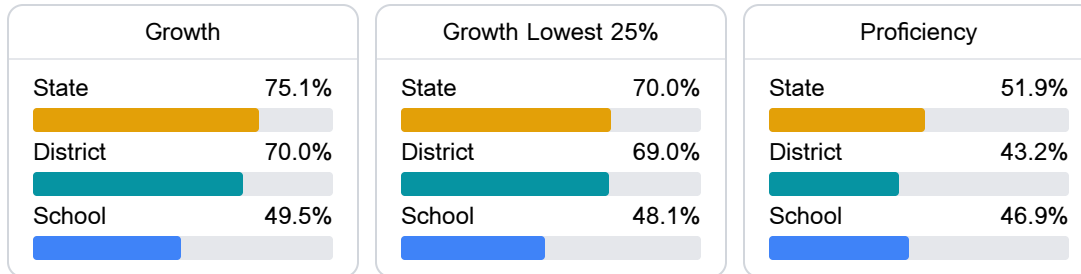
Gabrielle Mills  
gmills@starkvillesd.com

### School Accountability Grade Components

Mississippi's accountability system assigns "A" through "F" letter grades for schools and districts. Grades are based on student achievement, student growth, student participation in testing, and other academic measures.

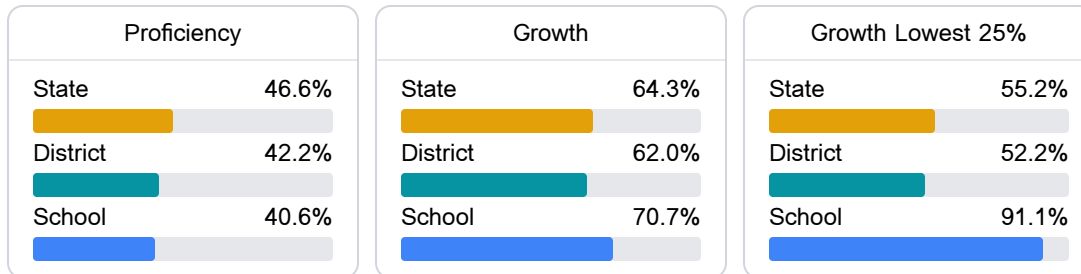
#### Math

Measurements of student performance on the statewide math assessment.



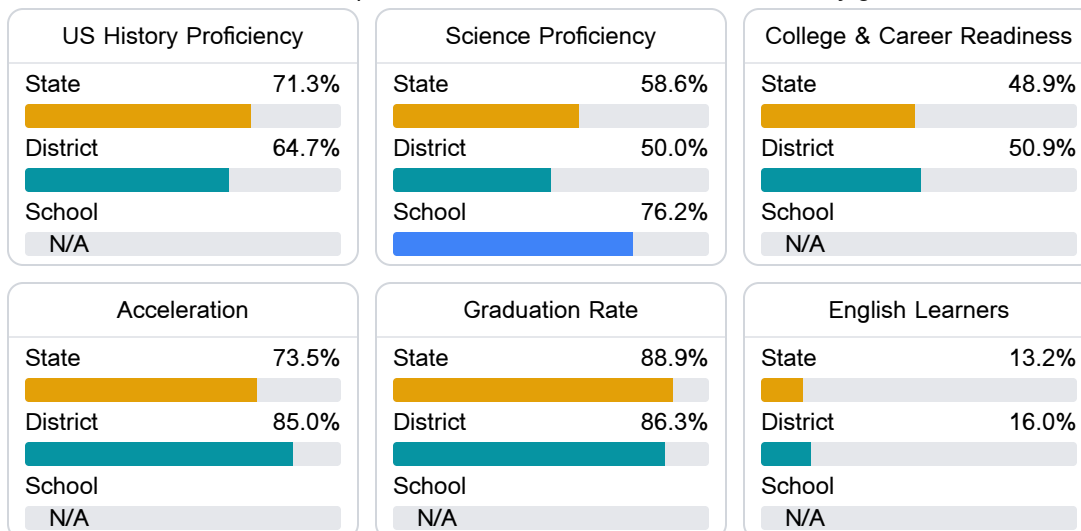
#### English

Measurements of student performance on the statewide English language arts (ELA) assessment.



#### Other Measures

Other measurements of student performance that factor into the accountability grade.



### Teacher Data

13.4

Teachers



54.2%

Experienced Teachers

0.0%

Provisional Teachers

100.0%

In-Field Teachers

## Detailed Assessment and Other Data

## Student Performance

The following information shows each level of student performance on statewide assessments.

## Math

Level 1		Level 2		Level 3		Level 4		Level 5	
State	0-10%	State	11-20%	State	21-30%	State	31-40%	State	11-20%
District	5.5%	District	20.5%	District	32.4%	District	25.2%	District	16.4%
School	6.0%	School	16.4%	School	29.9%	School	25.4%	School	22.4%
Minimal		Basic		Passing		Proficient		Advanced	

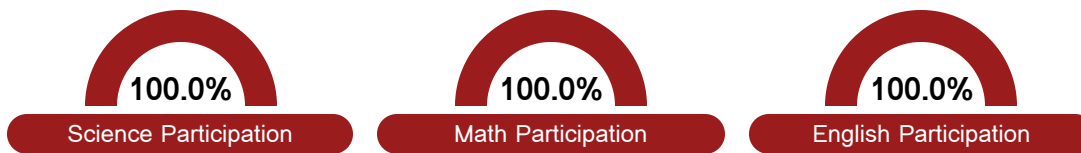
## English

Level 1		Level 2		Level 3		Level 4		Level 5	
State	8.3%	State	17.0%	State	29.7%	State	29.3%	State	15.7%
District	10.8%	District	19.6%	District	29.6%	District	23.1%	District	16.9%
School	0-10%	School	11-20%	School	31-40%	School	21-30%	School	11-20%
Minimal		Basic		Passing		Proficient		Advanced	

## Science

Level 1		Level 2		Level 3		Level 4		Level 5	
State	11.4%	State	11.9%	State	20.8%	State	33.6%	State	22.3%
District	16.5%	District	14.9%	District	20.5%	District	27.2%	District	20.9%
School	N/A	School	9.5%	School	14.3%	School	42.9%	School	33.3%
Minimal		Basic		Passing		Proficient		Advanced	

## Student Assessment Participation



## Discipline



## Other Data



24.6 %

Chronic Absenteeism



\$13,625.30

Per-Pupil Expenditure