

B Noxubee County High School

Noxubee County School District

16640 HWY 45 P O BOX 490
Macon, MS 39341

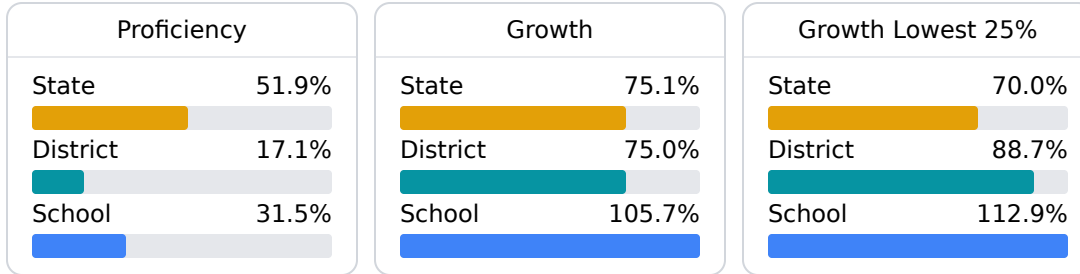
Aiesha Brooks
abrooks@ourncsd.org

School Accountability Grade Components

Mississippi's accountability system assigns "A" through "F" letter grades for schools and districts. Grades are based on student achievement, student growth, student participation in testing, and other academic measures.

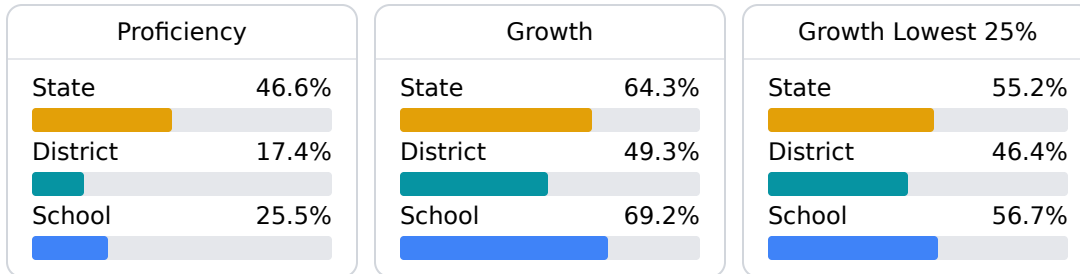
Math

Measurements of student performance on the statewide math assessment.



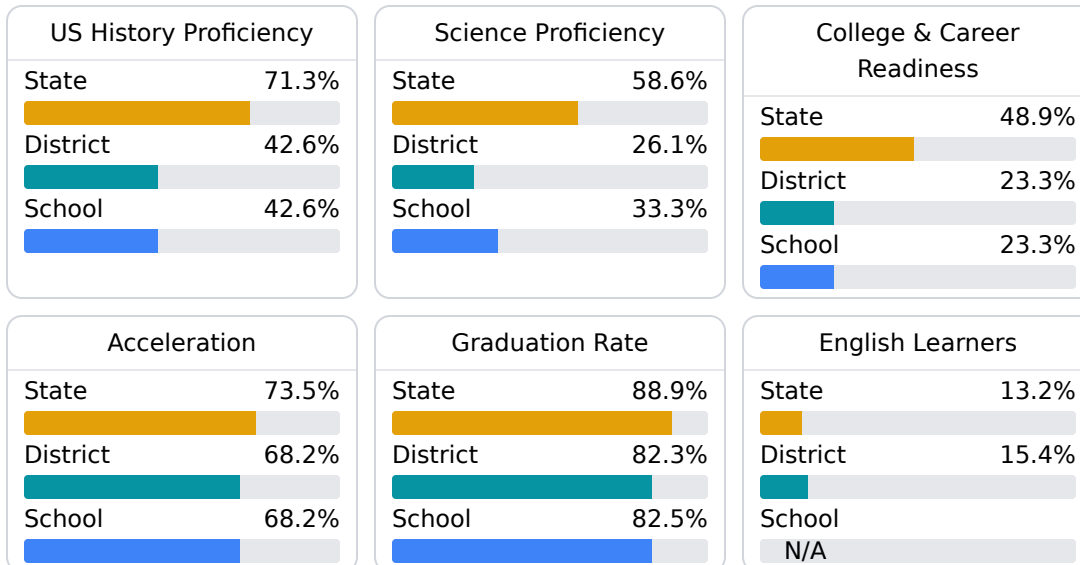
English

Measurements of student performance on the statewide English language arts (ELA) assessment.



Other Measures

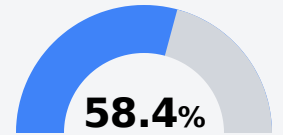
Other measurements of student performance that factor into the accountability grade.



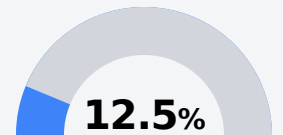
Teacher Data

30.1

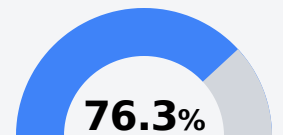
Teachers



Experienced Teachers



Provisional Teachers



In-Field Teachers

Detailed Assessment and Other Data

Student Performance

The following information shows each level of student performance on statewide assessments.

Math

Level 1	Level 2	Level 3	Level 4	Level 5
State 0-10%	State 11-20%	State 21-30%	State 31-40%	State 11-20%
District 0-10%	District 31-40%	District 31-40%	District 11-20%	District 0-10%
School 0-10%	School 11-20%	School 41-50%	School 41-50%	School N/A
Minimal	Basic	Passing	Proficient	Advanced

English

Level 1	Level 2	Level 3	Level 4	Level 5
State 8.3%	State 17.0%	State 29.7%	State 29.3%	State 15.7%
District 21-30%	District 21-30%	District 31-40%	District 11-20%	District 0-10%
School 20.4%	School 24.1%	School 35.0%	School 12.4%	School 8.0%
Minimal	Basic	Passing	Proficient	Advanced

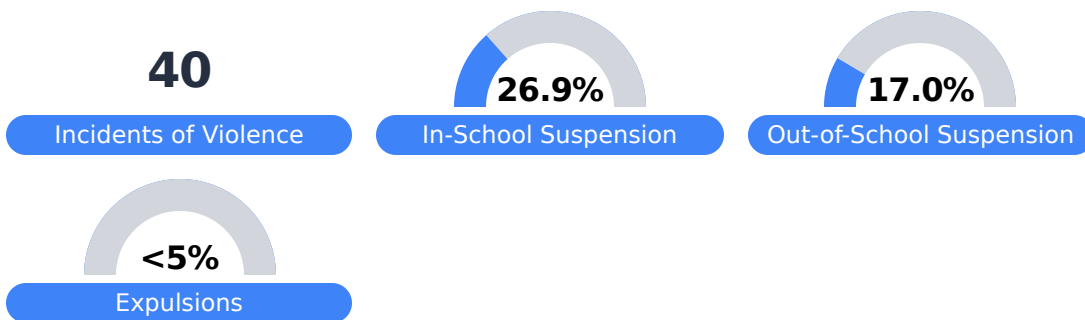
Science

Level 1	Level 2	Level 3	Level 4	Level 5
State 11.4%	State 11.9%	State 20.8%	State 33.6%	State 22.3%
District 21-30%	District 21-30%	District 21-30%	District 11-20%	District 0-10%
School 11-20%	School 21-30%	School 21-30%	School 21-30%	School 0-10%
Minimal	Basic	Passing	Proficient	Advanced

Student Assessment Participation



Discipline



Other Data



31.4%

Chronic Absenteeism



\$15,663.53

Per-Pupil Expenditure



63.7%

Post-Secondary Enrollment



64.9%

Advanced Course Participation