

Newton Elementary School

Newton Municipal School District



301 W. Tatum Street
Newton, MS 39345



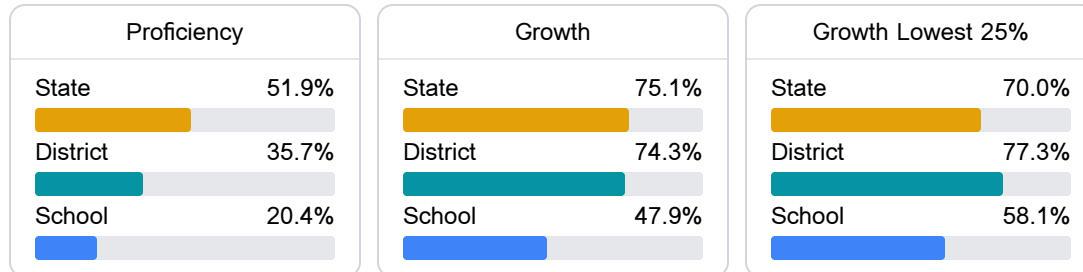
Kimberly Chapman
kjchapman@nmsd.us

School Accountability Grade Components

Mississippi's accountability system assigns "A" through "F" letter grades for schools and districts. Grades are based on student achievement, student growth, student participation in testing, and other academic measures.

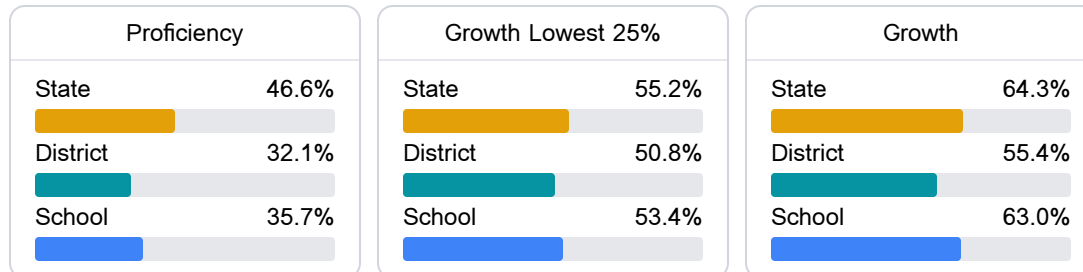
Math

Measurements of student performance on the statewide math assessment.



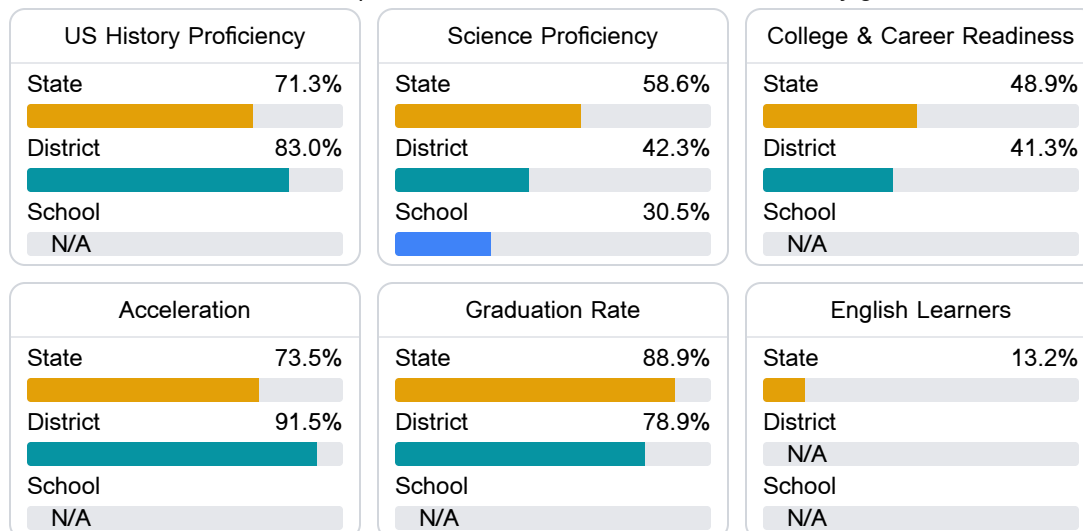
English

Measurements of student performance on the statewide English language arts (ELA) assessment.



Other Measures

Other measurements of student performance that factor into the accountability grade.



Teacher Data

28.0

Teachers



51.9%

Experienced Teachers

3.6%

Provisional Teachers

97.6%

In-Field Teachers

Detailed Assessment and Other Data

Student Performance

The following information shows each level of student performance on statewide assessments.

Math

Level 1		Level 2		Level 3		Level 4		Level 5	
State	0-10%	State	11-20%	State	21-30%	State	31-40%	State	11-20%
District	6.5%	District	20.9%	District	36.1%	District	30.7%	District	5.9%
School	11.8%	School	28.4%	School	39.7%	School	14.7%	School	5.4%
Minimal		Basic		Passing		Proficient		Advanced	

English

Level 1		Level 2		Level 3		Level 4		Level 5	
State	8.3%	State	17.0%	State	29.7%	State	29.3%	State	15.7%
District	12.4%	District	23.1%	District	32.6%	District	25.1%	District	6.8%
School	11-20%	School	21-30%	School	21-30%	School	31-40%	School	0-10%
Minimal		Basic		Passing		Proficient		Advanced	


Science

Level 1		Level 2		Level 3		Level 4		Level 5	
State	11.4%	State	11.9%	State	20.8%	State	33.6%	State	22.3%
District	14.7%	District	11.8%	District	28.2%	District	34.5%	District	10.9%
School	16.7%	School	16.7%	School	36.9%	School	19.1%	School	10.7%
Minimal		Basic		Passing		Proficient		Advanced	

Student Assessment Participation



Discipline



Other Data

