



Philadelphia Elementary School

Philadelphia Public School District



406 Stribling Street
Philadelphia, MS 39350



DANIELLE SPURLOCK
dspurlock@phillytornadoes.com

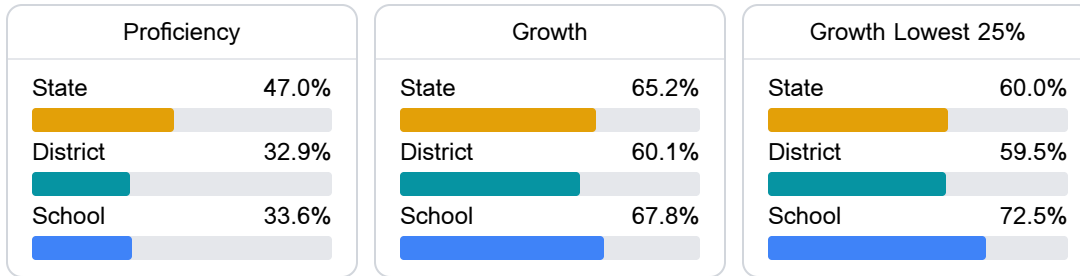
Identified for **Additional Targeted Support and Improvement**

School Accountability Grade Components

Mississippi's accountability system assigns "A" through "F" letter grades for schools and districts. Grades are based on student achievement, student growth, student participation in testing, and other academic measures.

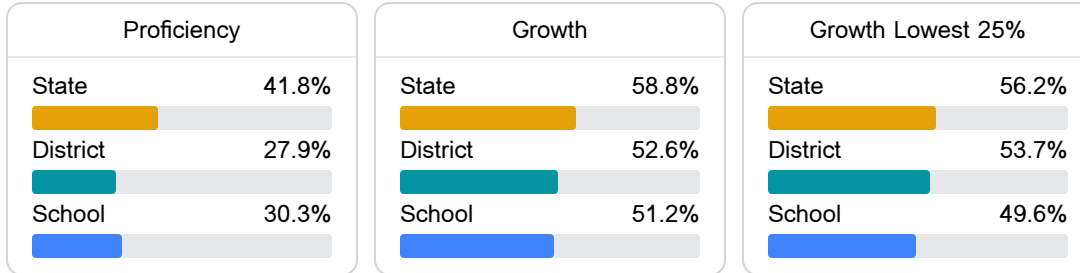
Math

Measurements of student performance on the statewide math assessment.



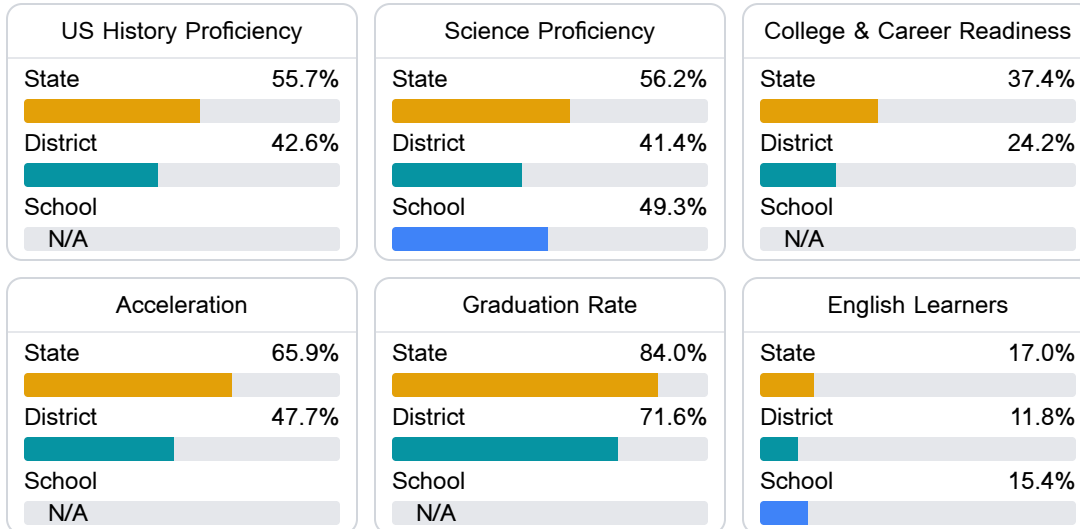
English

Measurements of student performance on the statewide English language arts (ELA) assessment.



Other Measures

Other measurements of student performance that factor into the accountability grade.



Teacher Data

40.6

Teachers



68.6%

Experienced Teachers

0.0%

Provisional Teachers

100.0%

In-Field Teachers

Detailed Assessment and Other Data

Student Performance

The following information shows each level of student performance on statewide assessments.

Math

Level 1		Level 2		Level 3		Level 4		Level 5	
State	5.6%	State	17.7%	State	31.2%	State	31.3%	State	14.1%
District	7.9%	District	28.5%	District	33.8%	District	20.1%	District	9.8%
School	5.5%	School	24.0%	School	37.5%	School	22.4%	School	10.6%
Minimal		Basic		Passing		Proficient		Advanced	

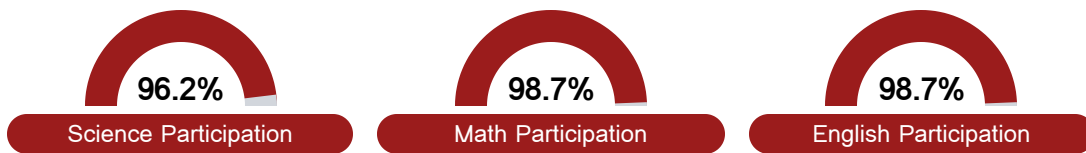
English

Level 1		Level 2		Level 3		Level 4		Level 5	
State	6.8%	State	19.6%	State	33.5%	State	28.9%	State	11.2%
District	10.6%	District	29.2%	District	33.9%	District	18.6%	District	7.8%
School	9.3%	School	30.1%	School	30.8%	School	21.5%	School	8.3%
Minimal		Basic		Passing		Proficient		Advanced	

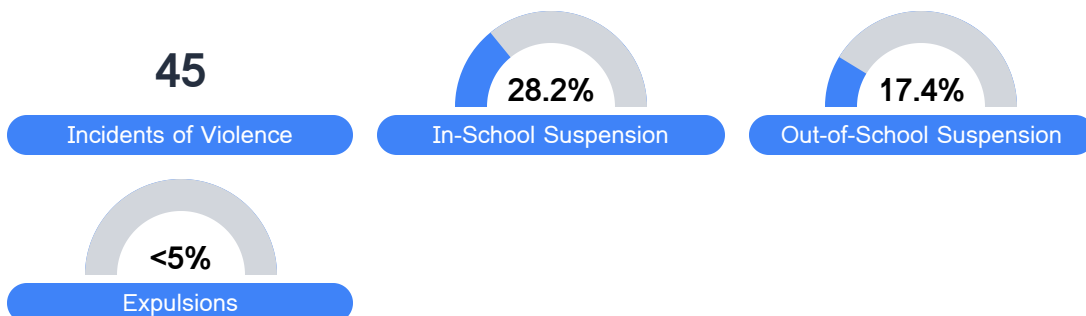
Science

Level 1		Level 2		Level 3		Level 4		Level 5	
State	10.3%	State	13.6%	State	23.4%	State	36.0%	State	16.7%
District	23.5%	District	16.6%	District	24.4%	District	29.5%	District	6.0%
School	13.2%	School	11.8%	School	27.6%	School	40.8%	School	6.6%
Minimal		Basic		Passing		Proficient		Advanced	

Student Assessment Participation



Discipline



* Source: 2017-2018 Civil Rights Data Collection

Other Data



5.4%

Chronic Absenteeism



\$8,041.06

Per-Pupil Expenditure