

B Aberdeen High School Aberdeen School District

205 Hwy 145 North
Aberdeen, MS 39730

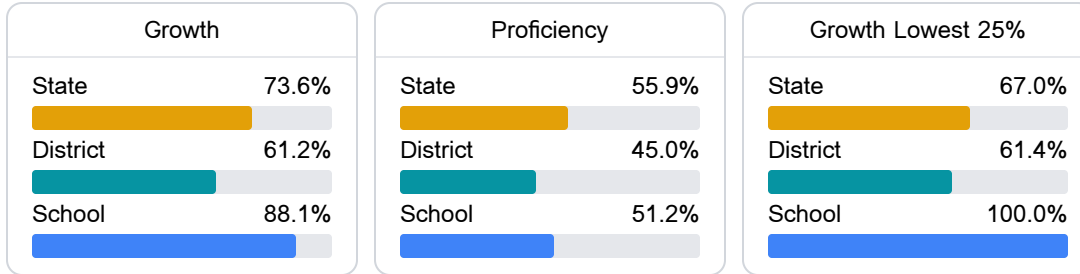
Tracy Fair
tfair@asdms.us

School Accountability Grade Components

Mississippi's accountability system assigns "A" through "F" letter grades for schools and districts. Grades are based on student achievement, student growth, student participation in testing, and other academic measures.

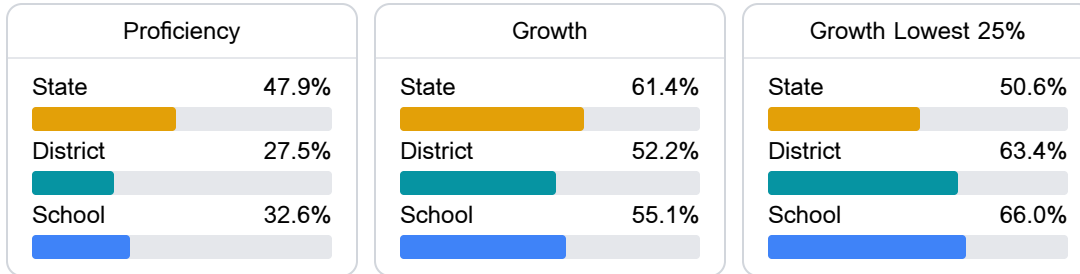
Math

Measurements of student performance on the statewide math assessment.



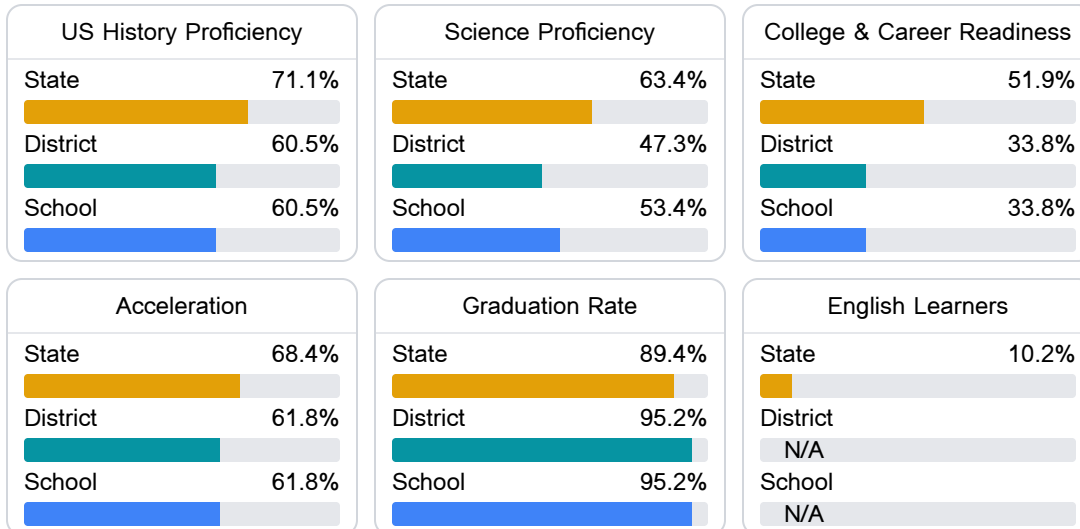
English

Measurements of student performance on the statewide English language arts (ELA) assessment.



Other Measures

Other measurements of student performance that factor into the accountability grade.



Teacher Data

31.6

Teachers



55.2%

Experienced Teachers

0.0%

Provisional Teachers

99.6%

In-Field Teachers

Detailed Assessment and Other Data

Student Performance

The following information shows each level of student performance on statewide assessments.

Math

Level 1		Level 2		Level 3		Level 4		Level 5	
State	0-10%	State	11-20%	State	21-30%	State	31-40%	State	11-20%
District	0-10%	District	11-20%	District	31-40%	District	31-40%	District	0-10%
School	N/A	School	0-10%	School	41-50%	School	41-50%	School	0-10%
Minimal		Basic		Passing		Proficient		Advanced	

English

Level 1		Level 2		Level 3		Level 4		Level 5	
State	9.1%	State	17.9%	State	27.3%	State	28.8%	State	16.9%
District	11.3%	District	29.0%	District	33.9%	District	19.8%	District	6.0%
School	9.7%	School	30.1%	School	34.5%	School	18.6%	School	7.1%
Minimal		Basic		Passing		Proficient		Advanced	

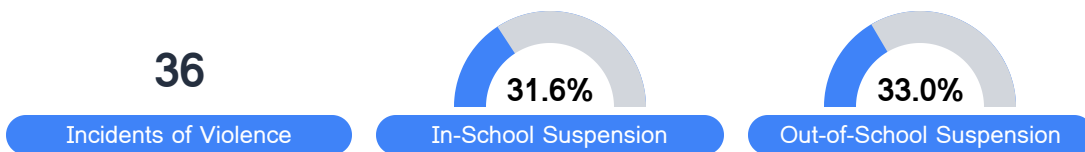
Science

Level 1		Level 2		Level 3		Level 4		Level 5	
State	11.2%	State	11.0%	State	19.5%	State	34.8%	State	23.5%
District	13.2%	District	20.0%	District	28.4%	District	29.5%	District	9.0%
School	13.9%	School	19.0%	School	29.1%	School	30.4%	School	7.6%
Minimal		Basic		Passing		Proficient		Advanced	

Student Assessment Participation



Discipline



Other Data



28.5%

Chronic Absenteeism



\$17,809.12

Per-Pupil Expenditure



62.3%

Post-Secondary Enrollment



68.4%

Advanced Course Participation