



Aberdeen High School

Aberdeen School District



205 Hwy 145 North
Aberdeen, MS 39730



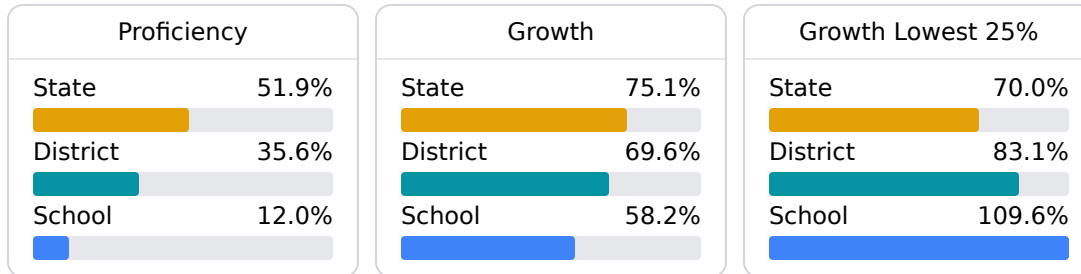
Tracy Fair
tfair@asdms.us

School Accountability Grade Components

Mississippi's accountability system assigns "A" through "F" letter grades for schools and districts. Grades are based on student achievement, student growth, student participation in testing, and other academic measures.

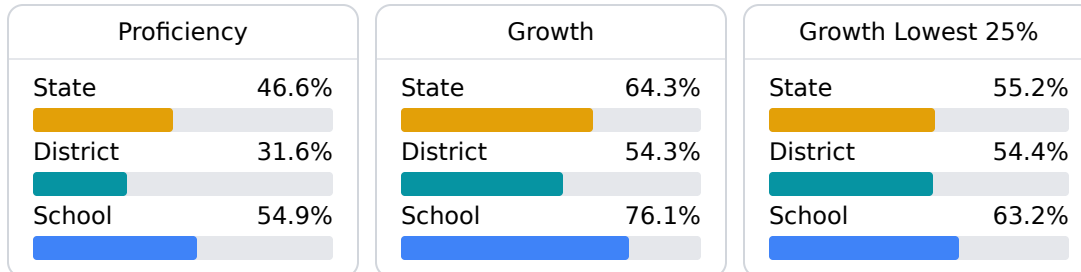
Math

Measurements of student performance on the statewide math assessment.



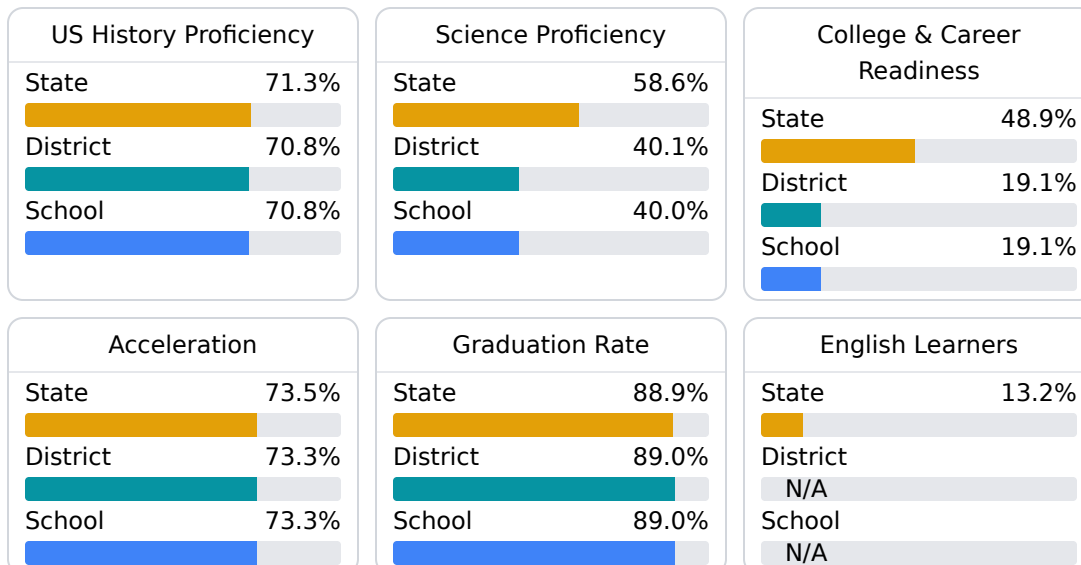
English

Measurements of student performance on the statewide English language arts (ELA) assessment.



Other Measures

Other measurements of student performance that factor into the accountability grade.



Teacher Data

26.5

Teachers



61.2%

Experienced Teachers

7.5%

Provisional Teachers

92.3%

In-Field Teachers

Detailed Assessment and Other Data

Student Performance

The following information shows each level of student performance on statewide assessments.

Math

Level 1	Level 2	Level 3	Level 4	Level 5
State 0-10%	State 11-20%	State 21-30%	State 31-40%	State 11-20%
District 0-10%	District 11-20%	District 31-40%	District 31-40%	District 0-10%
School 0-10%	School 11-20%	School 31-40%	School 41-50%	School N/A
Minimal	Basic	Passing	Proficient	Advanced

English

Level 1	Level 2	Level 3	Level 4	Level 5
State 8.3%	State 17.0%	State 29.7%	State 29.3%	State 15.7%
District 14.5%	District 24.9%	District 31.4%	District 21.8%	District 7.5%
School 20.2%	School 19.2%	School 21.2%	School 23.2%	School 16.2%
Minimal	Basic	Passing	Proficient	Advanced

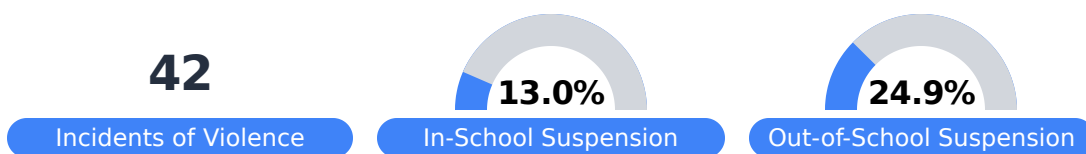
Science

Level 1	Level 2	Level 3	Level 4	Level 5
State 11.4%	State 11.9%	State 20.8%	State 33.6%	State 22.3%
District 16.1%	District 17.5%	District 23.5%	District 30.9%	District 12.0%
School 15.3%	School 13.9%	School 19.4%	School 41.7%	School 9.7%
Minimal	Basic	Passing	Proficient	Advanced

Student Assessment Participation



Discipline



Other Data



22.0 %

Chronic Absenteeism



\$14,993.49

Per-Pupil Expenditure



65.2 %

Post-Secondary Enrollment



57.2%

Advanced Course Participation