



Holly Springs Intermediate School

Holly Springs School District



655 South Maury
Holly Springs, MS 38635



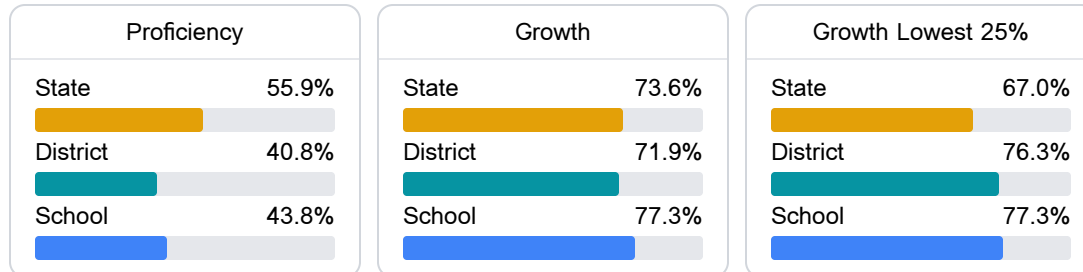
VIKKI MARION

School Accountability Grade Components

Mississippi's accountability system assigns "A" through "F" letter grades for schools and districts. Grades are based on student achievement, student growth, student participation in testing, and other academic measures.

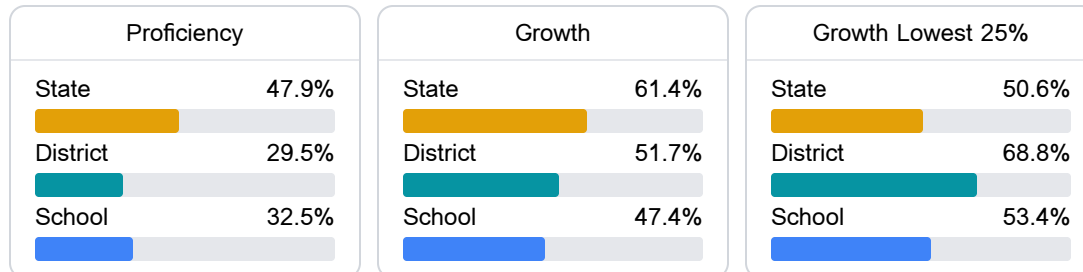
Math

Measurements of student performance on the statewide math assessment.



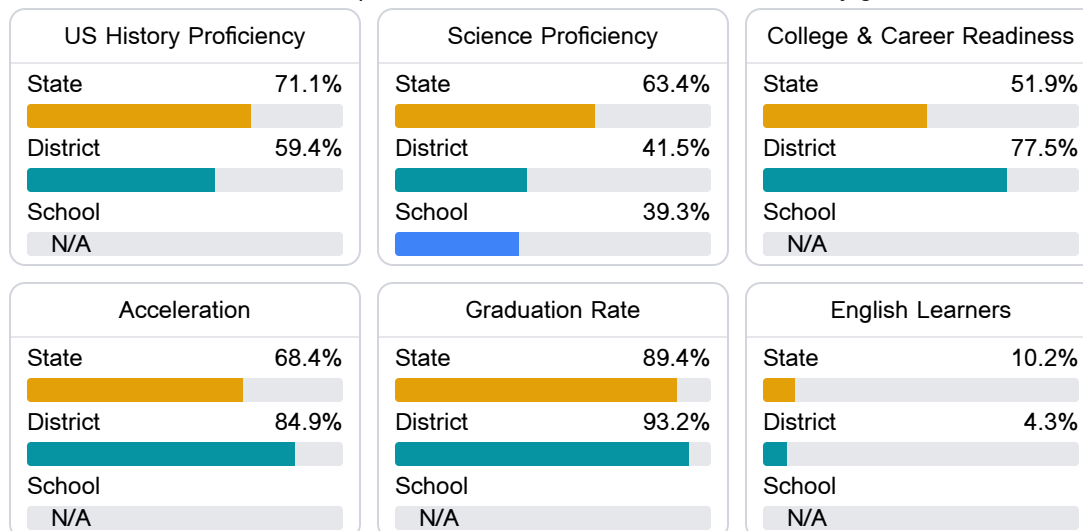
English

Measurements of student performance on the statewide English language arts (ELA) assessment.



Other Measures

Other measurements of student performance that factor into the accountability grade.



Teacher Data

14.0

Teachers



60.4%

Experienced Teachers

33.2%

Provisional Teachers

93.5%

In-Field Teachers

Detailed Assessment and Other Data

Student Performance

The following information shows each level of student performance on statewide assessments.

Math

Level 1		Level 2		Level 3		Level 4		Level 5	
State	0-10%	State	11-20%	State	21-30%	State	31-40%	State	11-20%
District	0-10%	District	21-30%	District	31-40%	District	31-40%	District	0-10%
School	0-10%	School	11-20%	School	31-40%	School	31-40%	School	0-10%
Minimal		Basic		Passing		Proficient		Advanced	

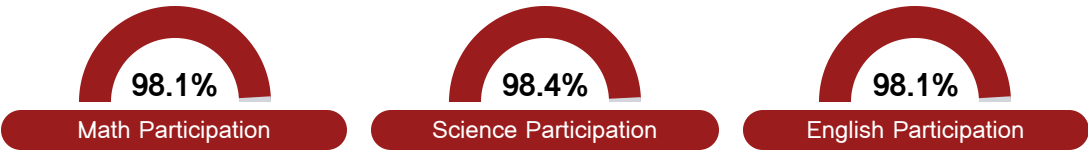
English

Level 1		Level 2		Level 3		Level 4		Level 5	
State	9.1%	State	17.9%	State	27.3%	State	28.8%	State	16.9%
District	10.2%	District	30.4%	District	32.5%	District	20.0%	District	6.9%
School	10.1%	School	29.0%	School	30.0%	School	22.7%	School	8.2%
Minimal		Basic		Passing		Proficient		Advanced	

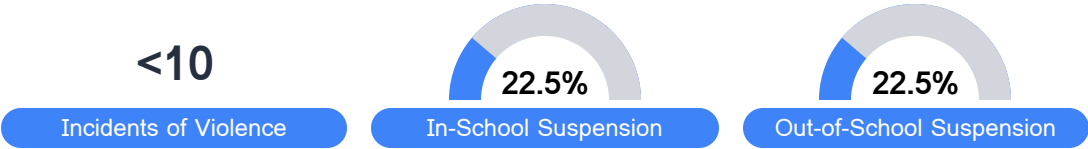
Science

Level 1		Level 2		Level 3		Level 4		Level 5	
State	11.2%	State	11.0%	State	19.5%	State	34.8%	State	23.5%
District	19.0%	District	19.0%	District	28.7%	District	28.2%	District	5.1%
School	6.6%	School	9.8%	School	50.8%	School	24.6%	School	8.2%
Minimal		Basic		Passing		Proficient		Advanced	

Student Assessment Participation



Discipline



Other Data

