

Potts Camp High School

Marshall County School District

7050 Church Avenue
Potts Camp, MS 38659

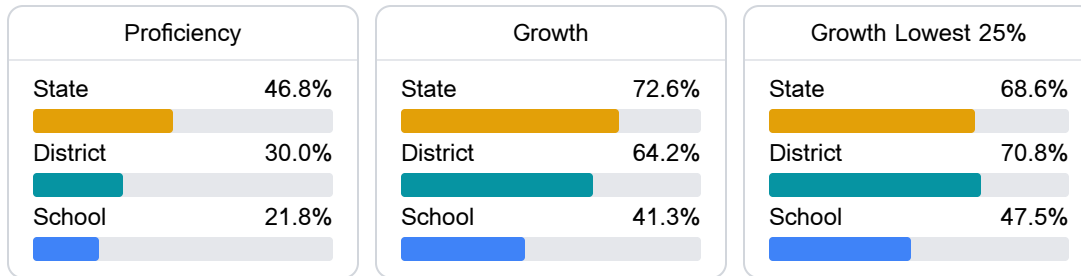
AYESHA BROOKS
ayeshabrooks@mcschools.us

School Accountability Grade Components

Mississippi's accountability system assigns "A" through "F" letter grades for schools and districts. Grades are based on student achievement, student growth, student participation in testing, and other academic measures. COVID - 19 pandemic disruptions continue to be reflected in 2021 - 2022 accountability data, particularly growth data.

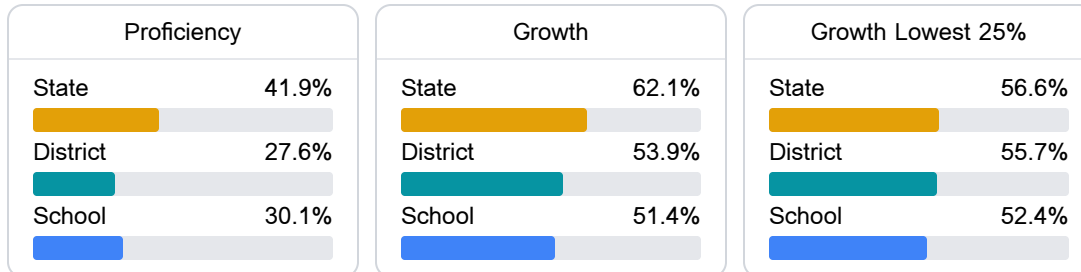
Math

Measurements of student performance on the statewide math assessment.



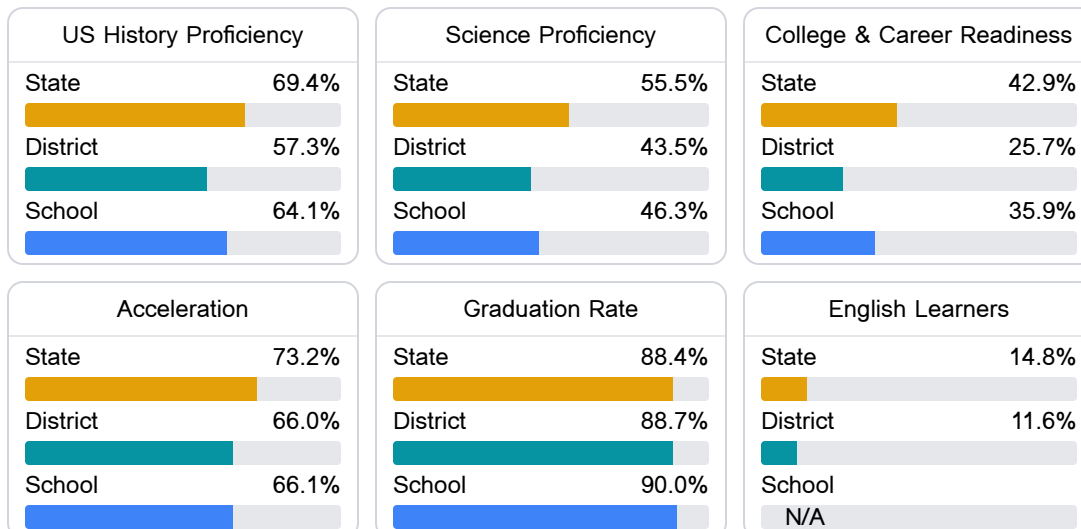
English

Measurements of student performance on the statewide English language arts (ELA) assessment.



Other Measures

Other measurements of student performance that factor into the accountability grade.



Teacher Data

38.4

Teachers



75.1%

Experienced Teachers

1.9%

Provisional Teachers

96.1%

In-Field Teachers

Detailed Assessment and Other Data

Student Performance

The following information shows each level of student performance on statewide assessments.

Math

Level 1		Level 2		Level 3		Level 4		Level 5	
State	7.0%	State	19.3%	State	27.3%	State	31.5%	State	15.0%
District	11-20%	District	21-30%	District	31-40%	District	21-30%	District	0-10%
School	0-10%	School	31-40%	School	41-50%	School	11-20%	School	0-10%
Minimal		Basic		Passing		Proficient		Advanced	

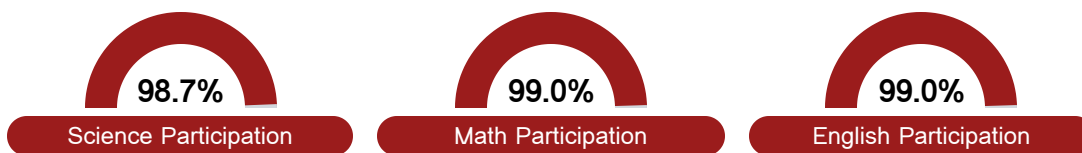
English

Level 1		Level 2		Level 3		Level 4		Level 5	
State	8.6%	State	18.9%	State	31.3%	State	29.1%	State	12.1%
District	12.5%	District	25.4%	District	35.8%	District	20.0%	District	6.3%
School	5.9%	School	23.4%	School	42.4%	School	19.4%	School	8.9%
Minimal		Basic		Passing		Proficient		Advanced	

Science

Level 1		Level 2		Level 3		Level 4		Level 5	
State	11.0%	State	12.4%	State	22.5%	State	34.7%	State	19.4%
District	15.9%	District	15.0%	District	28.2%	District	30.3%	District	10.7%
School	11.8%	School	15.1%	School	29.0%	School	33.6%	School	10.5%
Minimal		Basic		Passing		Proficient		Advanced	

Student Assessment Participation



Discipline



Other Data



26.4 %

Chronic Absenteeism



\$9,494.56

Per-Pupil Expenditure



53.3 %

Post-Secondary Enrollment



44.7%

Advanced Course Participation