



Potts Camp High School

Marshall County School District



7050 Church Avenue
Potts Camp, MS 38659



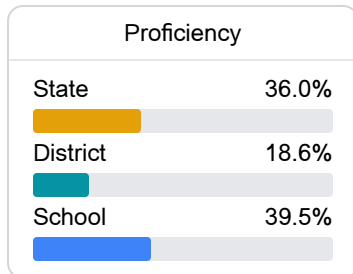
Ayesha Brooks
ayeshabrooks@mcschools.us

School Accountability Grade Components

Mississippi's accountability system assigns "A" through "F" letter grades for schools and districts. Grades are based on student achievement, student growth, student participation in testing, and other academic measures. COVID - 19 pandemic disruptions continue to be reflected in 2021 - 2022 accountability data, particularly growth data.

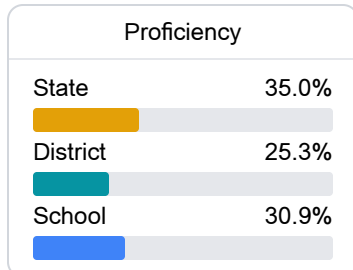
Math

Measurements of student performance on the statewide math assessment.



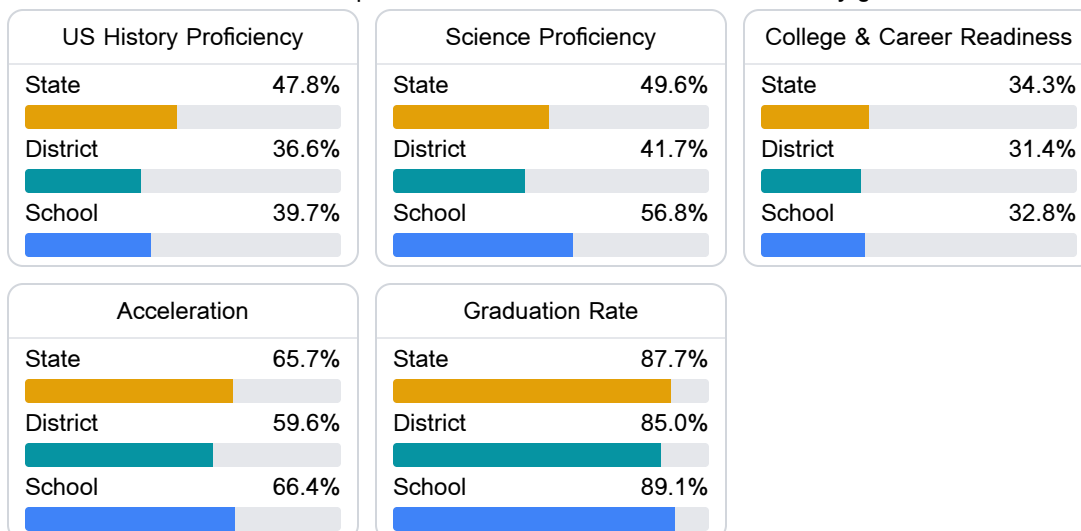
English

Measurements of student performance on the statewide English language arts (ELA) assessment.



Other Measures

Other measurements of student performance that factor into the accountability grade.



Teacher Data

37.7

Teachers



76.0%

Experienced Teachers

11.7%

Provisional Teachers

88.9%

In-Field Teachers

Detailed Assessment and Other Data

Student Performance

The following information shows each level of student performance on statewide assessments.

Math

Level 1		Level 2		Level 3		Level 4		Level 5	
State	11.6%	State	24.2%	State	29.5%	State	24.8%	State	9.9%
District	11-20%	District	31-40%	District	31-40%	District	11-20%	District	0-10%
School	6.1%	School	27.0%	School	36.5%	School	23.6%	School	6.8%
Minimal		Basic		Passing		Proficient		Advanced	

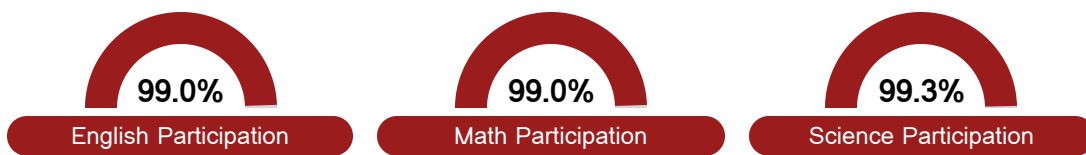
English

Level 1		Level 2		Level 3		Level 4		Level 5	
State	10.8%	State	23.1%	State	31.8%	State	24.6%	State	9.7%
District	12.6%	District	27.4%	District	36.0%	District	18.3%	District	5.7%
School	5.7%	School	23.3%	School	42.1%	School	18.7%	School	10.3%
Minimal		Basic		Passing		Proficient		Advanced	

Science

Level 1		Level 2		Level 3		Level 4		Level 5	
State	13.8%	State	14.5%	State	23.4%	State	32.7%	State	15.7%
District	21-30%	District	11-20%	District	21-30%	District	21-30%	District	0-10%
School	17.3%	School	14.4%	School	25.2%	School	33.8%	School	9.4%
Minimal		Basic		Passing		Proficient		Advanced	

Student Assessment Participation



Discipline



* Source: 2017-2018 Civil Rights Data Collection

Other Data



12.2 %

Chronic Absenteeism



\$9,769.78

Per-Pupil Expenditure



67.9 %

Post-Secondary Enrollment



30.4%

Advanced Course Participation