

Byhalia Middle School

Marshall County School District



172 Highway 309 North
Byhalia, MS 38611



ELIZABETH TOWLE
etowle@mcschools.us

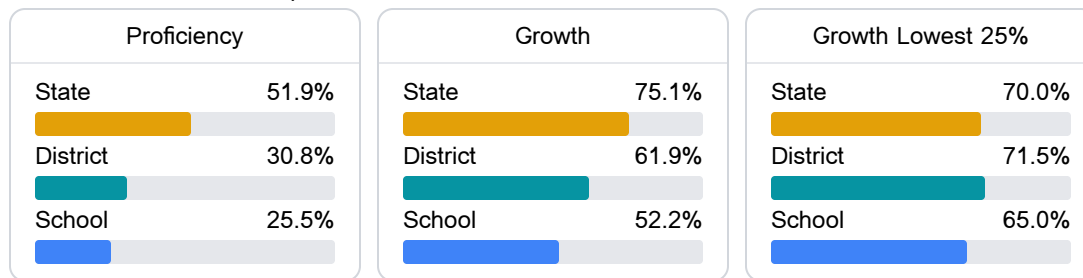
Identified for **Targeted Support and Improvement**

School Accountability Grade Components

Mississippi's accountability system assigns "A" through "F" letter grades for schools and districts. Grades are based on student achievement, student growth, student participation in testing, and other academic measures.

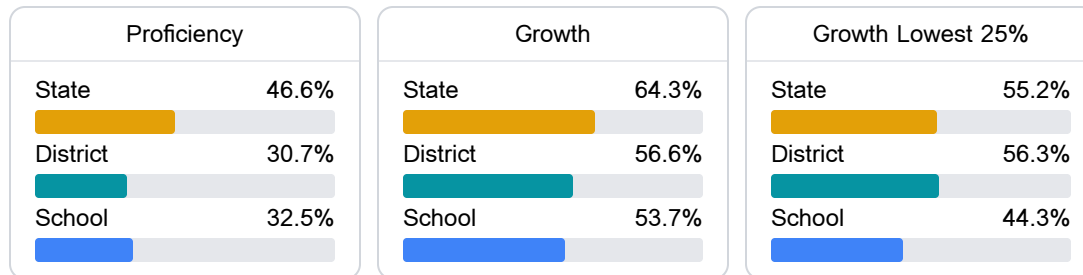
Math

Measurements of student performance on the statewide math assessment.



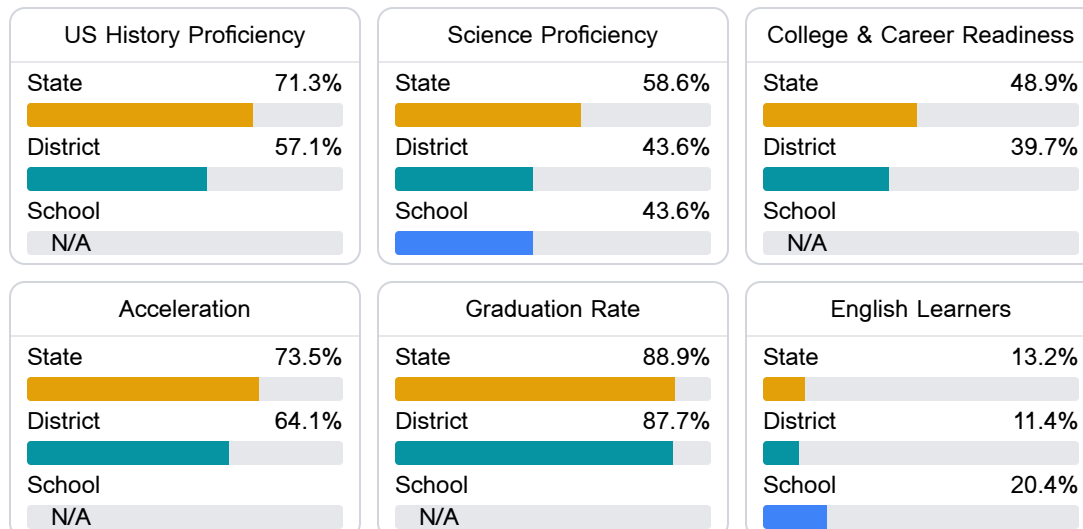
English

Measurements of student performance on the statewide English language arts (ELA) assessment.



Other Measures

Other measurements of student performance that factor into the accountability grade.



Teacher Data

25.4

Teachers



72.0%

Experienced Teachers

1.3%

Provisional Teachers

98.7%

In-Field Teachers

Detailed Assessment and Other Data

Student Performance

The following information shows each level of student performance on statewide assessments.

Math

Level 1		Level 2		Level 3		Level 4		Level 5	
State	0-10%	State	11-20%	State	21-30%	State	31-40%	State	11-20%
District	8.4%	District	27.6%	District	34.0%	District	23.9%	District	6.0%
School	0-10%	School	31-40%	School	31-40%	School	21-30%	School	0-10%
Minimal		Basic		Passing		Proficient		Advanced	

English

Level 1		Level 2		Level 3		Level 4		Level 5	
State	8.3%	State	17.0%	State	29.7%	State	29.3%	State	15.7%
District	14.0%	District	25.8%	District	31.7%	District	20.7%	District	7.8%
School	12.4%	School	24.7%	School	32.0%	School	23.5%	School	7.4%
Minimal		Basic		Passing		Proficient		Advanced	

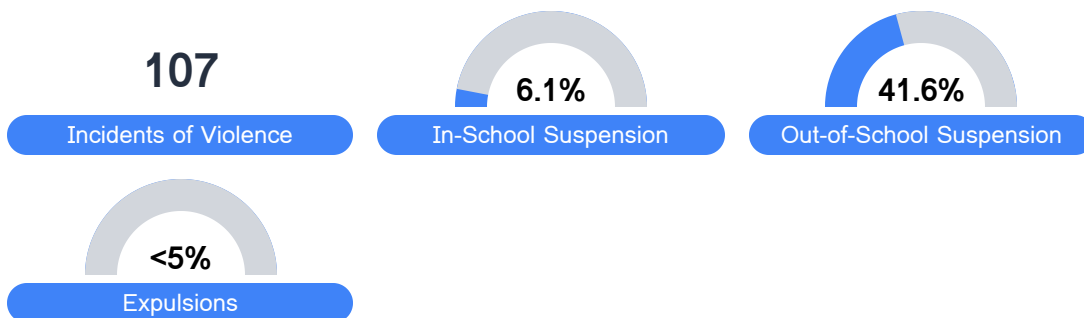
Science

Level 1		Level 2		Level 3		Level 4		Level 5	
State	11.4%	State	11.9%	State	20.8%	State	33.6%	State	22.3%
District	15.6%	District	17.6%	District	26.0%	District	28.8%	District	11.9%
School	14.5%	School	15.0%	School	27.8%	School	30.8%	School	11.9%
Minimal		Basic		Passing		Proficient		Advanced	

Student Assessment Participation



Discipline



Other Data



30.2 %

Chronic Absenteeism



\$8,420.45

Per-Pupil Expenditure