



## Byhalia Elementary School

Marshall County School District



172 Highway 309 North  
Byhalia, MS 38611



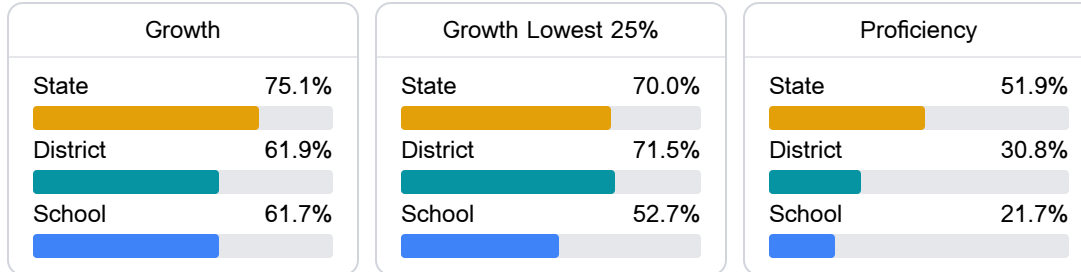
Julia Jackson  
jjackson@mcschools.us

### School Accountability Grade Components

Mississippi's accountability system assigns "A" through "F" letter grades for schools and districts. Grades are based on student achievement, student growth, student participation in testing, and other academic measures.

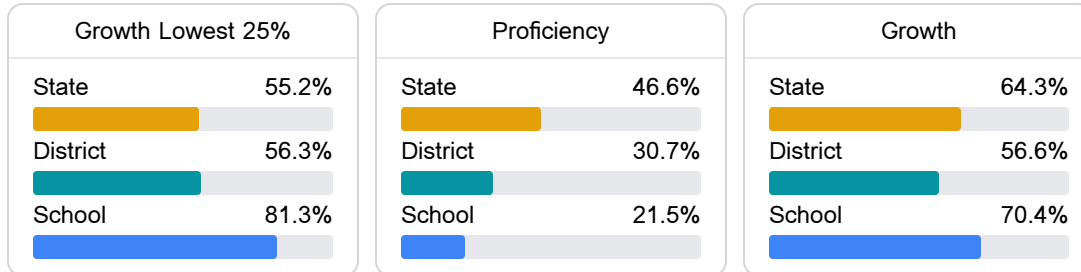
#### Math

Measurements of student performance on the statewide math assessment.



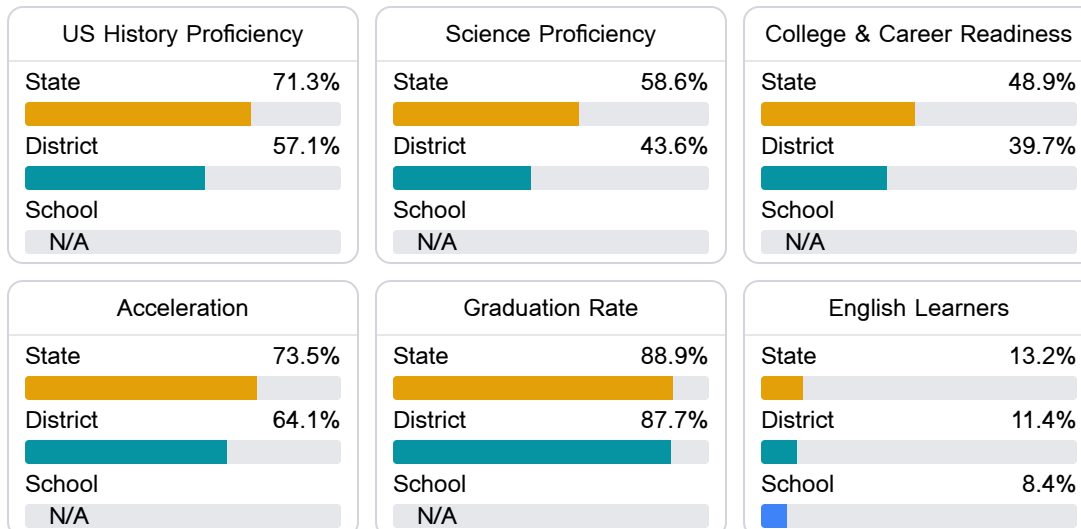
#### English

Measurements of student performance on the statewide English language arts (ELA) assessment.



#### Other Measures

Other measurements of student performance that factor into the accountability grade.



### Teacher Data

34.0

Teachers



67.3%

Experienced Teachers

4.9%

Provisional Teachers

90.7%

In-Field Teachers

## Detailed Assessment and Other Data

## Student Performance

The following information shows each level of student performance on statewide assessments.

## Math

Level 1		Level 2		Level 3		Level 4		Level 5	
State	0-10%	State	11-20%	State	21-30%	State	31-40%	State	11-20%
District	8.4%	District	27.6%	District	34.0%	District	23.9%	District	6.0%
School	20.3%	School	32.3%	School	27.1%	School	13.6%	School	6.8%
Minimal		Basic		Passing		Proficient		Advanced	

## English

Level 1		Level 2		Level 3		Level 4		Level 5	
State	8.3%	State	17.0%	State	29.7%	State	29.3%	State	15.7%
District	14.0%	District	25.8%	District	31.7%	District	20.7%	District	7.8%
School	21-30%	School	31-40%	School	21-30%	School	11-20%	School	0-10%
Minimal		Basic		Passing		Proficient		Advanced	

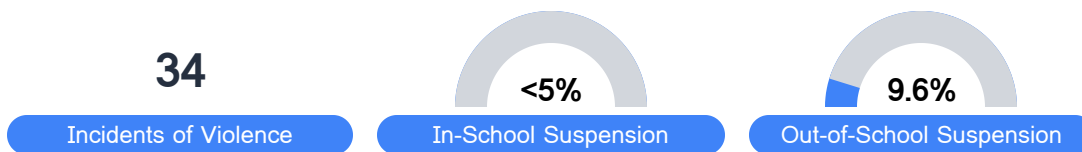
## Science

Level 1		Level 2		Level 3		Level 4		Level 5	
State	11.4%	State	11.9%	State	20.8%	State	33.6%	State	22.3%
District	15.6%	District	17.6%	District	26.0%	District	28.8%	District	11.9%
School	N/A	School	N/A	School	N/A	School	N/A	School	N/A
Minimal		Basic		Passing		Proficient		Advanced	

## Student Assessment Participation



## Discipline



## Other Data



27.1 %

Chronic Absenteeism



\$8,536.58

Per-Pupil Expenditure