



## **B** Byhalia High School Marshall County School District

 278 Highway 309 North  
Byhalia, MS 38611

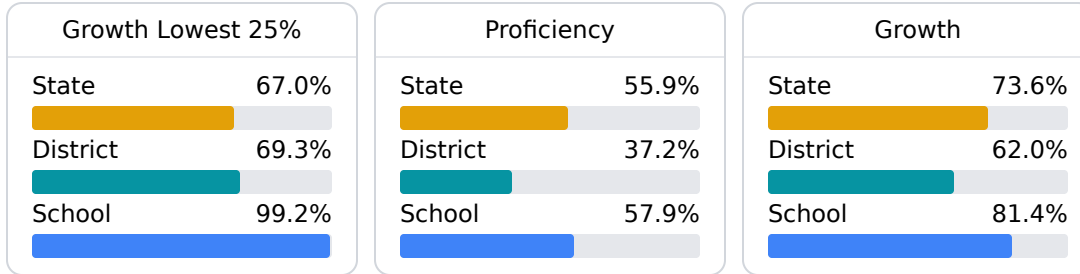
 Wyhem Patterson  
wyhempatterson@mcschools.us

### School Accountability Grade Components

Mississippi's accountability system assigns "A" through "F" letter grades for schools and districts. Grades are based on student achievement, student growth, student participation in testing, and other academic measures.

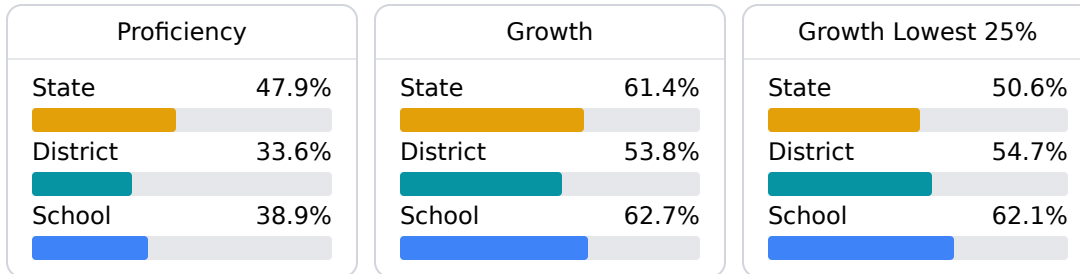
#### Math

Measurements of student performance on the statewide math assessment.



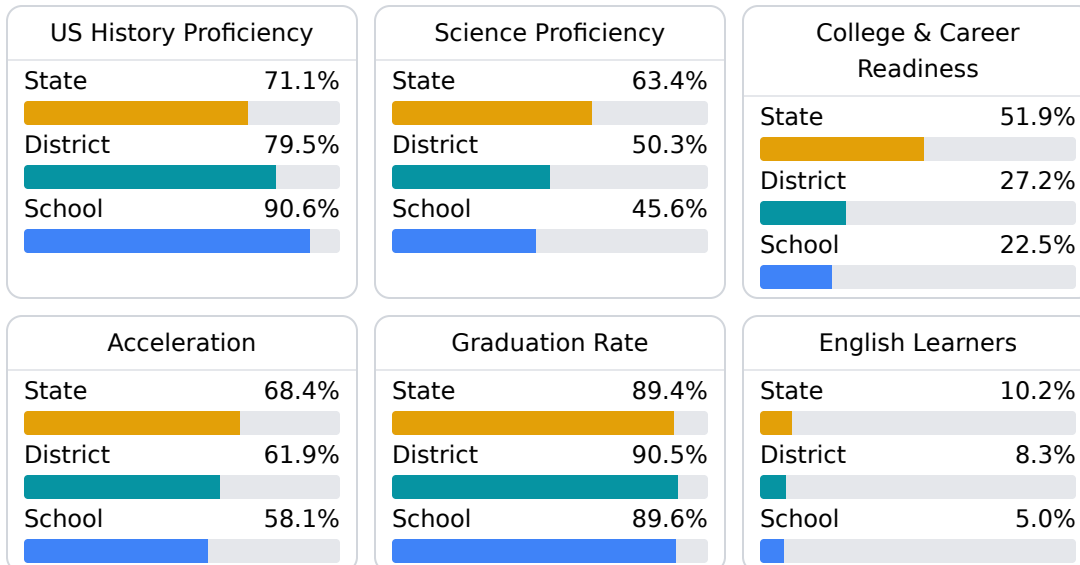
#### English

Measurements of student performance on the statewide English language arts (ELA) assessment.



#### Other Measures

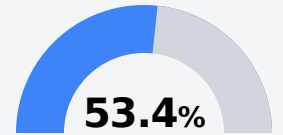
Other measurements of student performance that factor into the accountability grade.



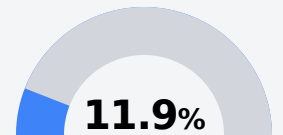
### Teacher Data

**36.2**

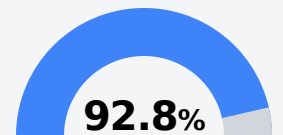
Teachers



Experienced Teachers



Provisional Teachers



In-Field Teachers

## Detailed Assessment and Other Data

### Student Performance

The following information shows each level of student performance on statewide assessments.

#### Math

Level 1	Level 2	Level 3	Level 4	Level 5
State 0-10%	State 11-20%	State 21-30%	State 31-40%	State 11-20%
District 5.7%	District 24.5%	District 35.7%	District 28.0%	District 6.2%
School N/A	School 0-10%	School 41-50%	School 41-50%	School 0-10%
Minimal	Basic	Passing	Proficient	Advanced

#### English

Level 1	Level 2	Level 3	Level 4	Level 5
State 9.1%	State 17.9%	State 27.3%	State 28.8%	State 16.9%
District 12.1%	District 25.5%	District 32.1%	District 22.1%	District 8.2%
School 12.1%	School 27.1%	School 33.1%	School 18.1%	School 9.6%
Minimal	Basic	Passing	Proficient	Advanced

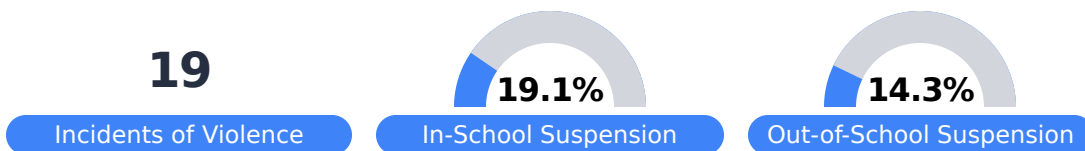
#### Science

Level 1	Level 2	Level 3	Level 4	Level 5
State 11.2%	State 11.0%	State 19.5%	State 34.8%	State 23.5%
District 14.7%	District 15.3%	District 24.5%	District 35.4%	District 10.1%
School 21.6%	School 20.5%	School 19.9%	School 30.4%	School 7.6%
Minimal	Basic	Passing	Proficient	Advanced

## Student Assessment Participation



## Discipline



## Other Data

