



## Columbia High School

Columbia School District



1009 Broad Street  
Columbia, MS 39429



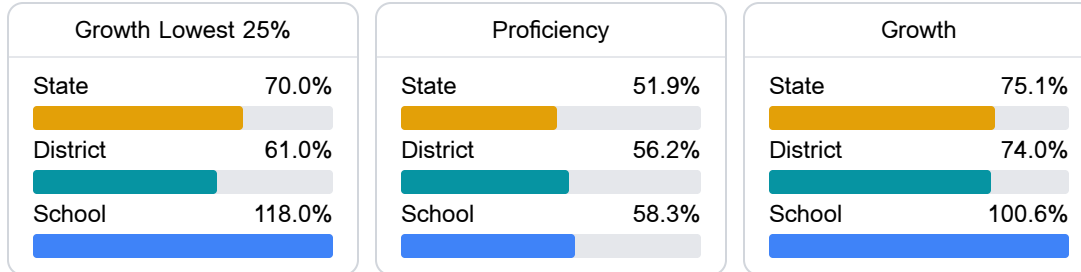
L. V. McNeal  
lvmcneal@columbiaschools.org

### School Accountability Grade Components

Mississippi's accountability system assigns "A" through "F" letter grades for schools and districts. Grades are based on student achievement, student growth, student participation in testing, and other academic measures.

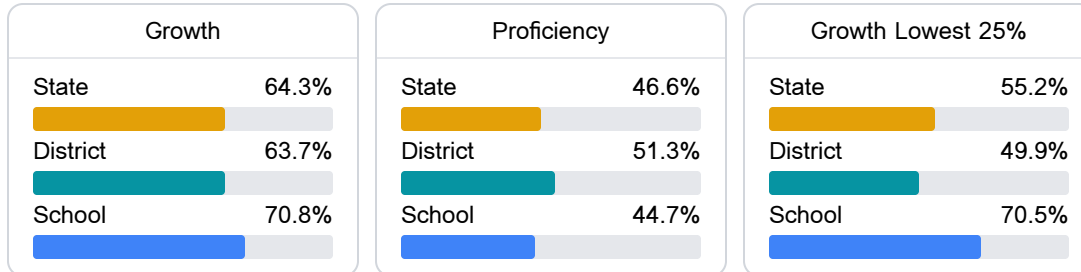
#### Math

Measurements of student performance on the statewide math assessment.



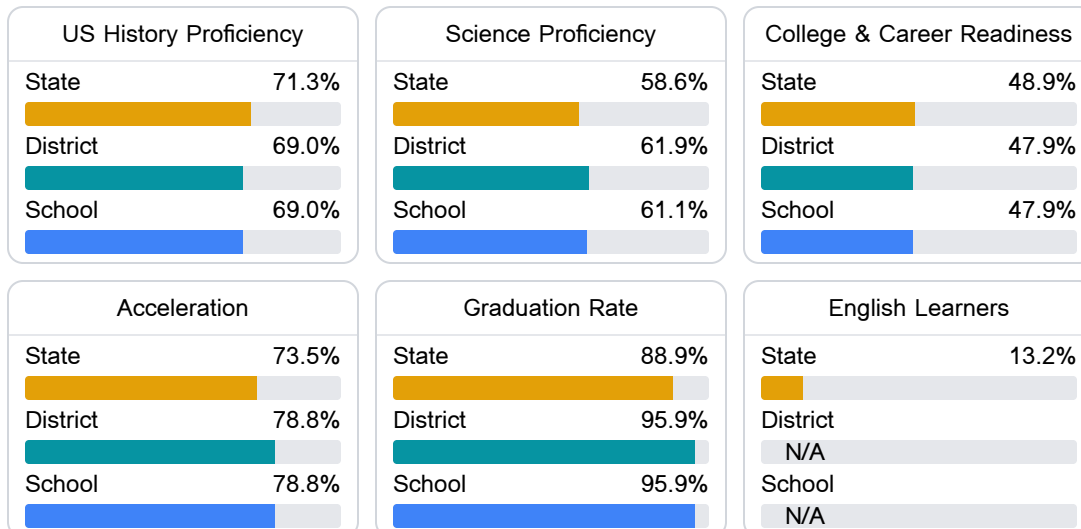
#### English

Measurements of student performance on the statewide English language arts (ELA) assessment.



#### Other Measures

Other measurements of student performance that factor into the accountability grade.



### Teacher Data

32.2

Teachers



74.9%

Experienced Teachers

3.1%

Provisional Teachers

100.0%

In-Field Teachers

## Detailed Assessment and Other Data

## Student Performance

The following information shows each level of student performance on statewide assessments.

## Math

Level 1		Level 2		Level 3		Level 4		Level 5	
State	0-10%	State	11-20%	State	21-30%	State	31-40%	State	11-20%
District	0-10%	District	11-20%	District	21-30%	District	31-40%	District	11-20%
School	N/A	School	0-10%	School	31-40%	School	51-60%	School	0-10%
Minimal		Basic		Passing		Proficient		Advanced	

## English

Level 1		Level 2		Level 3		Level 4		Level 5	
State	8.3%	State	17.0%	State	29.7%	State	29.3%	State	15.7%
District	6.2%	District	14.8%	District	29.7%	District	33.7%	District	15.6%
School	11.4%	School	20.6%	School	28.4%	School	24.8%	School	14.9%
Minimal		Basic		Passing		Proficient		Advanced	

## Science

Level 1		Level 2		Level 3		Level 4		Level 5	
State	11.4%	State	11.9%	State	20.8%	State	33.6%	State	22.3%
District	6.6%	District	12.6%	District	20.1%	District	37.7%	District	23.0%
School	8.7%	School	11.5%	School	18.3%	School	43.3%	School	18.3%
Minimal		Basic		Passing		Proficient		Advanced	

## Student Assessment Participation



## Discipline



## Other Data



28.9%

Chronic Absenteeism



\$12,168.44

Per-Pupil Expenditure



68.1%

Post-Secondary Enrollment



60.4%

Advanced Course Participation