

## **A** West Marion Primary School

Marion County School District

20 Cedar Street  
Foxworth, MS 39483

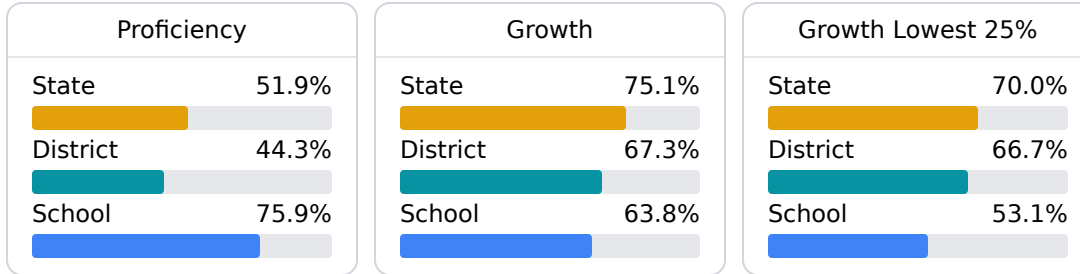
Mrs. Vicki Boone  
VBOONE@MARIONK12.ORG

### School Accountability Grade Components

Mississippi's accountability system assigns "A" through "F" letter grades for schools and districts. Grades are based on student achievement, student growth, student participation in testing, and other academic measures.

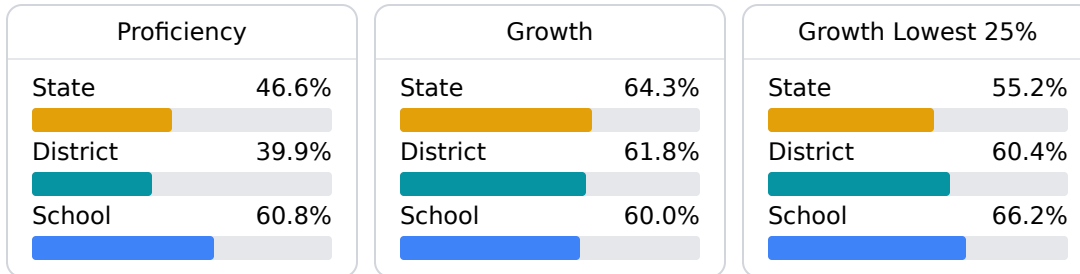
#### Math

Measurements of student performance on the statewide math assessment.



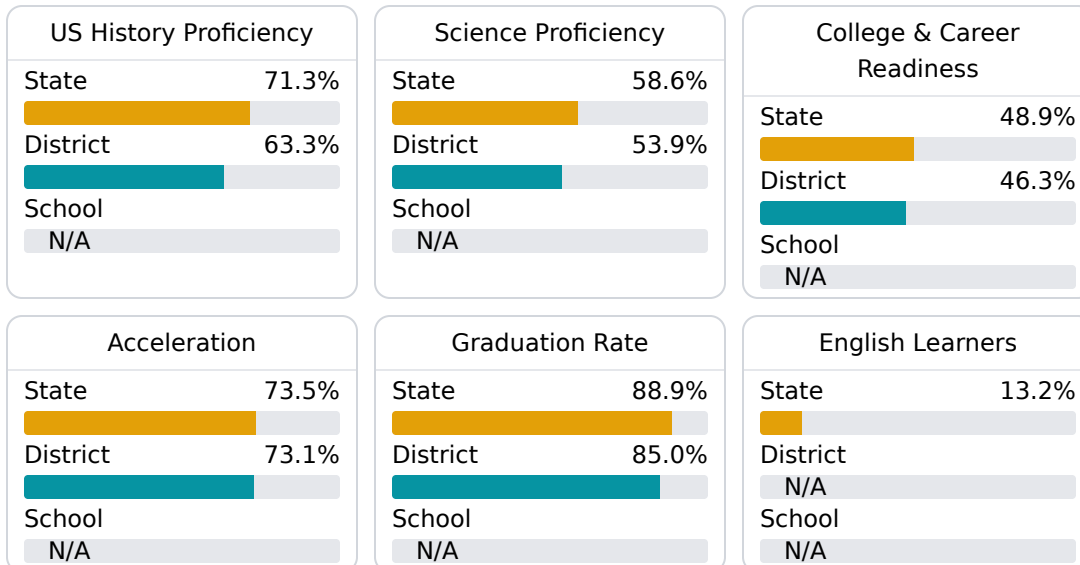
#### English

Measurements of student performance on the statewide English language arts (ELA) assessment.



#### Other Measures

Other measurements of student performance that factor into the accountability grade.



### Teacher Data

23.1

Teachers



69.7%

Experienced Teachers

0.0%

Provisional Teachers

100.0%

In-Field Teachers

## Detailed Assessment and Other Data

### Student Performance

The following information shows each level of student performance on statewide assessments.

#### Math

Level 1	Level 2	Level 3	Level 4	Level 5
State 0-10%	State 11-20%	State 21-30%	State 31-40%	State 11-20%
District 0-10%	District 11-20%	District 31-40%	District 21-30%	District 11-20%
School 0-10%	School 0-10%	School 11-20%	School 31-40%	School 41-50%
Minimal	Basic	Passing	Proficient	Advanced

#### English

Level 1	Level 2	Level 3	Level 4	Level 5
State 8.3%	State 17.0%	State 29.7%	State 29.3%	State 15.7%
District 8.4%	District 19.7%	District 32.8%	District 26.8%	District 12.2%
School 7.4%	School 14.8%	School 16.1%	School 54.3%	School 7.4%
Minimal	Basic	Passing	Proficient	Advanced

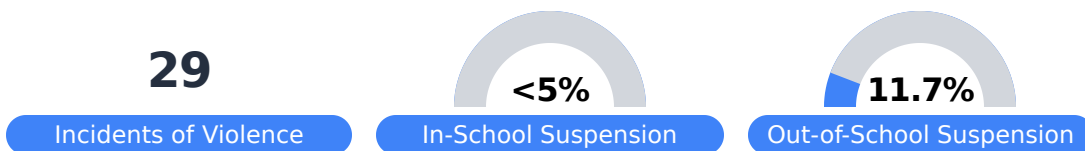
#### Science

Level 1	Level 2	Level 3	Level 4	Level 5
State 11.4%	State 11.9%	State 20.8%	State 33.6%	State 22.3%
District 11.0%	District 13.0%	District 23.4%	District 32.9%	District 19.8%
School N/A	School N/A	School N/A	School N/A	School N/A
Minimal	Basic	Passing	Proficient	Advanced

### Student Assessment Participation



### Discipline



### Other Data



17.0%

Chronic Absenteeism



\$10,622.27

Per-Pupil Expenditure