



East Marion Elementary School

Marion County School District



527 East Marion School Road
Columbia, MS 39429



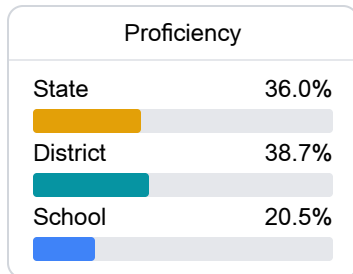
Angela Johnson
awjohnson@marionk12.org

School Accountability Grade Components

Mississippi's accountability system assigns "A" through "F" letter grades for schools and districts. Grades are based on student achievement, student growth, student participation in testing, and other academic measures. COVID - 19 pandemic disruptions continue to be reflected in 2021 - 2022 accountability data, particularly growth data.

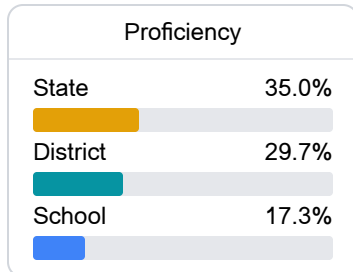
Math

Measurements of student performance on the statewide math assessment.



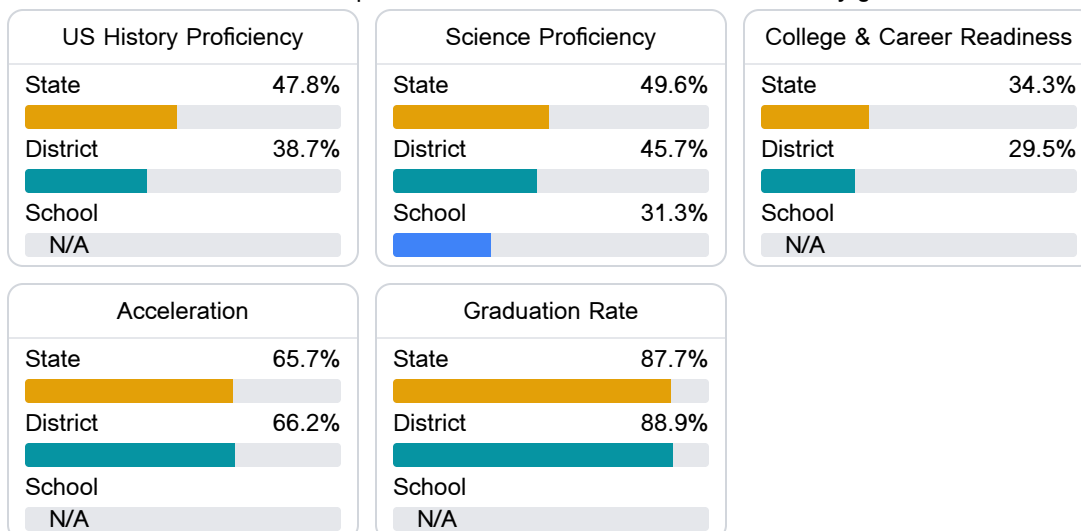
English

Measurements of student performance on the statewide English language arts (ELA) assessment.



Other Measures

Other measurements of student performance that factor into the accountability grade.



Teacher Data

28.6

Teachers



71.8%

Experienced Teachers

0.0%

Provisional Teachers

96.9%

In-Field Teachers

Detailed Assessment and Other Data

Student Performance

The following information shows each level of student performance on statewide assessments.

Math

Level 1		Level 2		Level 3		Level 4		Level 5	
State	11.6%	State	24.2%	State	29.5%	State	24.8%	State	9.9%
District	9.1%	District	20.7%	District	33.2%	District	29.0%	District	8.0%
School	11-20%	School	31-40%	School	21-30%	School	11-20%	School	0-10%
Minimal		Basic		Passing		Proficient		Advanced	

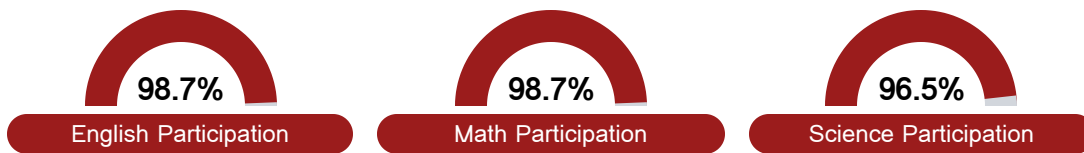
English

Level 1		Level 2		Level 3		Level 4		Level 5	
State	10.8%	State	23.1%	State	31.8%	State	24.6%	State	9.7%
District	10.0%	District	24.9%	District	36.0%	District	22.3%	District	6.8%
School	11-20%	School	21-30%	School	31-40%	School	11-20%	School	0-10%
Minimal		Basic		Passing		Proficient		Advanced	


Science

Level 1		Level 2		Level 3		Level 4		Level 5	
State	13.8%	State	14.5%	State	23.4%	State	32.7%	State	15.7%
District	9.6%	District	15.2%	District	26.3%	District	35.2%	District	13.8%
School	13.0%	School	20.4%	School	37.0%	School	24.1%	School	5.6%
Minimal		Basic		Passing		Proficient		Advanced	

Student Assessment Participation



Discipline



* Source: 2017-2018 Civil Rights Data Collection

Other Data



21.6%

Chronic Absenteeism



\$10,363.48

Per-Pupil Expenditure