



## Reuben B. Myers Canton School of Arts & Science

Canton Public School District



357 Old Yazoo Road  
Canton, MS 39046



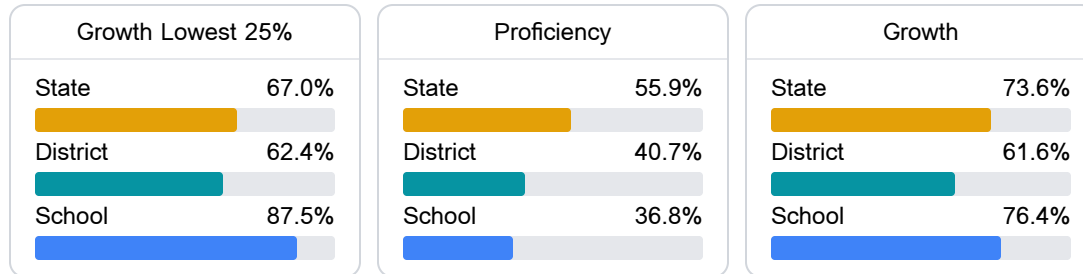
Alphia Myers  
[alphiamyers@cantonschools.net](mailto:alphiamyers@cantonschools.net)

### School Accountability Grade Components

Mississippi's accountability system assigns "A" through "F" letter grades for schools and districts. Grades are based on student achievement, student growth, student participation in testing, and other academic measures.

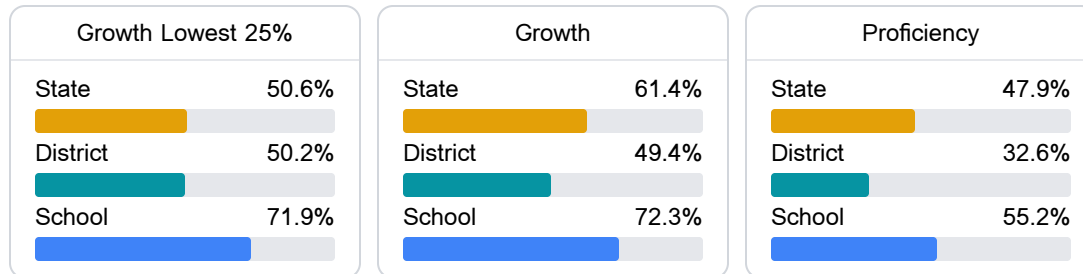
#### Math

Measurements of student performance on the statewide math assessment.



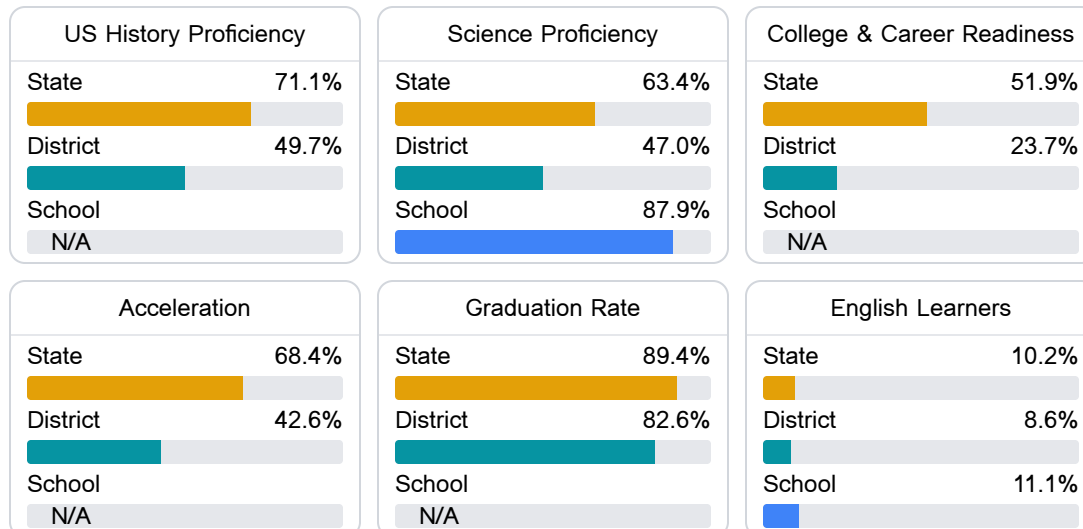
#### English

Measurements of student performance on the statewide English language arts (ELA) assessment.



#### Other Measures

Other measurements of student performance that factor into the accountability grade.



### Teacher Data

24.6

Teachers



69.2%

Experienced Teachers

0.0%

Provisional Teachers

98.1%

In-Field Teachers

## Detailed Assessment and Other Data

## Student Performance

The following information shows each level of student performance on statewide assessments.

## Math

Level 1	Level 2	Level 3	Level 4	Level 5
State 0-10%	State 11-20%	State 21-30%	State 31-40%	State 11-20%
District 0-10%	District 21-30%	District 31-40%	District 31-40%	District 0-10%
School 12.3%	School 24.6%	School 28.7%	School 25.2%	School 9.4%
Minimal	Basic	Passing	Proficient	Advanced

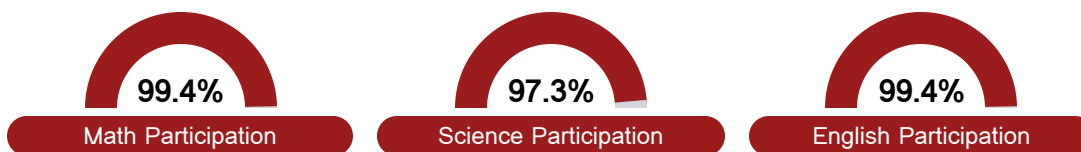
## English

Level 1	Level 2	Level 3	Level 4	Level 5
State 9.1%	State 17.9%	State 27.3%	State 28.8%	State 16.9%
District 15.6%	District 24.0%	District 30.4%	District 23.8%	District 6.1%
School 8.2%	School 18.1%	School 21.6%	School 46.2%	School 5.9%
Minimal	Basic	Passing	Proficient	Advanced

## Science

Level 1	Level 2	Level 3	Level 4	Level 5
State 11.2%	State 11.0%	State 19.5%	State 34.8%	State 23.5%
District 14.8%	District 15.1%	District 23.9%	District 34.3%	District 11.9%
School N/A	School 0-10%	School 0-10%	School 31-40%	School 51-60%
Minimal	Basic	Passing	Proficient	Advanced

## Student Assessment Participation



## Discipline



## Other Data



17.9%

Chronic Absenteeism



\$11,603.26

Per-Pupil Expenditure