

B Huey L. Porter Middle School Canton Public School District

551 Finney Road
Canton, MS 39046

Henry Doyle
henrydoyle@cantonschools.net

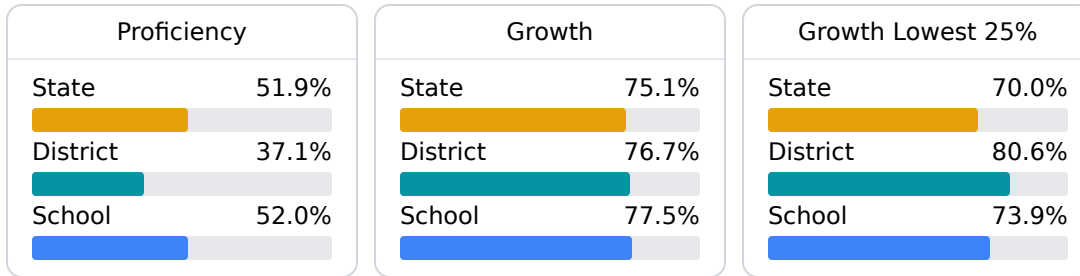
Identified for **Additional Targeted Support and Improvement**

School Accountability Grade Components

Mississippi's accountability system assigns "A" through "F" letter grades for schools and districts. Grades are based on student achievement, student growth, student participation in testing, and other academic measures.

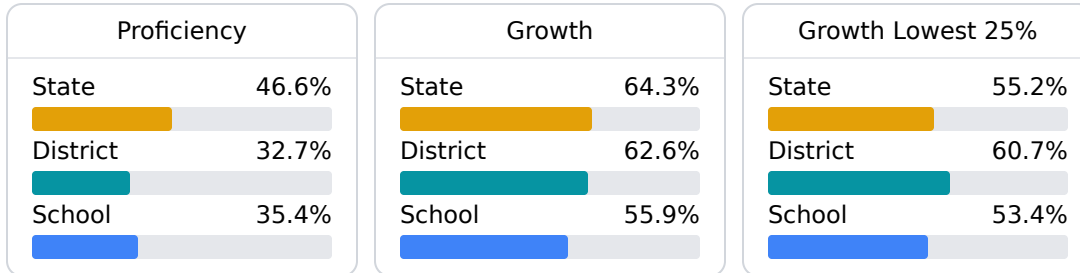
Math

Measurements of student performance on the statewide math assessment.



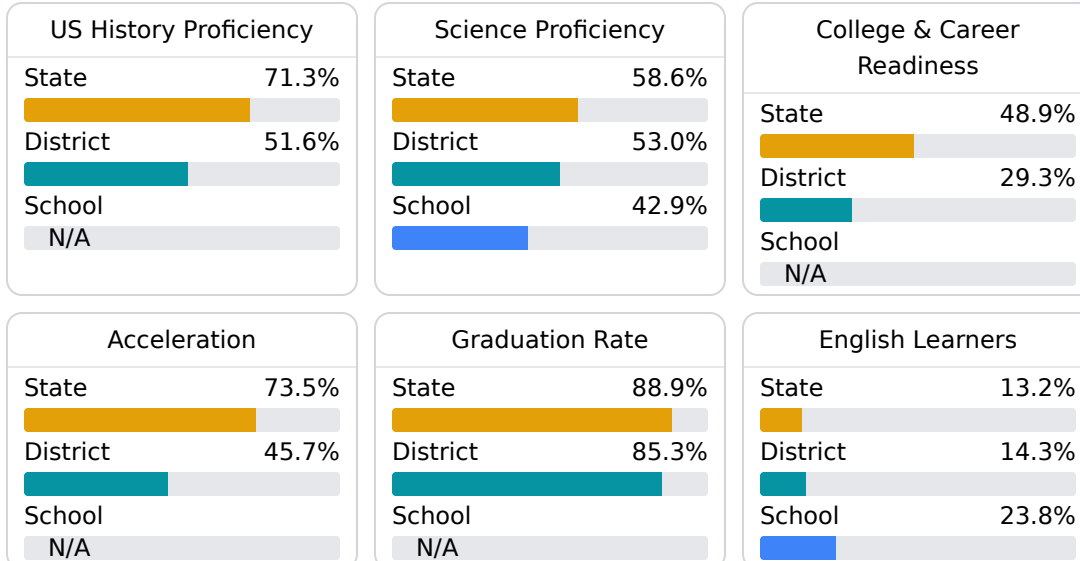
English

Measurements of student performance on the statewide English language arts (ELA) assessment.



Other Measures

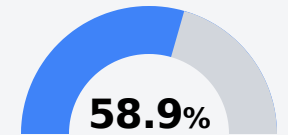
Other measurements of student performance that factor into the accountability grade.



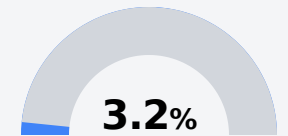
Teacher Data

24.3

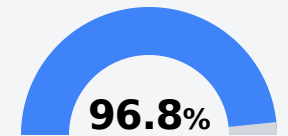
Teachers



Experienced Teachers



Provisional Teachers



In-Field Teachers

Detailed Assessment and Other Data

Student Performance

The following information shows each level of student performance on statewide assessments.

Math

| Level 1 | Level 2 | Level 3 | Level 4 | Level 5 |
|----------------|-----------------|-----------------|-----------------|----------------|
| State 0-10% | State 11-20% | State 21-30% | State 31-40% | State 11-20% |
| District 0-10% | District 11-20% | District 31-40% | District 31-40% | District 0-10% |
| School 0-10% | School 11-20% | School 31-40% | School 31-40% | School 11-20% |
| Minimal | Basic | Passing | Proficient | Advanced |

English

| Level 1 | Level 2 | Level 3 | Level 4 | Level 5 |
|----------------|----------------|----------------|----------------|---------------|
| State 8.3% | State 17.0% | State 29.7% | State 29.3% | State 15.7% |
| District 11.7% | District 20.1% | District 34.2% | District 26.0% | District 7.9% |
| School 10.8% | School 18.9% | School 36.5% | School 26.2% | School 7.6% |
| Minimal | Basic | Passing | Proficient | Advanced |

Science

| Level 1 | Level 2 | Level 3 | Level 4 | Level 5 |
|----------------|----------------|----------------|----------------|----------------|
| State 11.4% | State 11.9% | State 20.8% | State 33.6% | State 22.3% |
| District 11.6% | District 14.1% | District 24.9% | District 34.9% | District 14.4% |
| School 10.8% | School 16.9% | School 29.2% | School 33.1% | School 10.0% |
| Minimal | Basic | Passing | Proficient | Advanced |

Student Assessment Participation



Discipline



Other Data



22.5%

Chronic Absenteeism



\$11,828.91

Per-Pupil Expenditure