



Mc Neal Elementary School

Canton Public School District



364 Martin Luther King Drive
Canton, MS 39046



Kara Paige
karapaige@cantonschools.net

School Accountability Grade Components

Mississippi's accountability system assigns "A" through "F" letter grades for schools and districts. Grades are based on student achievement, student growth, student participation in testing, and other academic measures.

Math

Measurements of student performance on the statewide math assessment.

Proficiency		Growth		Growth Lowest 25%	
State	55.9%	State	73.6%	State	67.0%
District	40.7%	District	61.6%	District	62.4%
School	43.5%	School	62.3%	School	65.8%

English

Measurements of student performance on the statewide English language arts (ELA) assessment.

Proficiency		Growth Lowest 25%		Growth	
State	47.9%	State	50.6%	State	61.4%
District	32.6%	District	50.2%	District	49.4%
School	37.5%	School	40.3%	School	50.2%

Other Measures

Other measurements of student performance that factor into the accountability grade.

US History Proficiency		Science Proficiency		College & Career Readiness	
State	71.1%	State	63.4%	State	51.9%
District	49.7%	District	47.0%	District	23.7%
School	N/A	School	63.5%	School	N/A

Acceleration		Graduation Rate		English Learners	
State	68.4%	State	89.4%	State	10.2%
District	42.6%	District	82.6%	District	8.6%
School	N/A	School	N/A	School	5.4%

Teacher Data

23.1

Teachers



74.1%

Experienced Teachers

4.3%

Provisional Teachers

97.6%

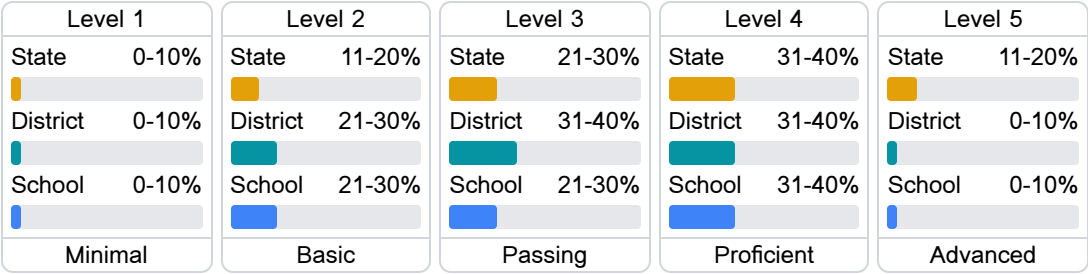
In-Field Teachers

Detailed Assessment and Other Data

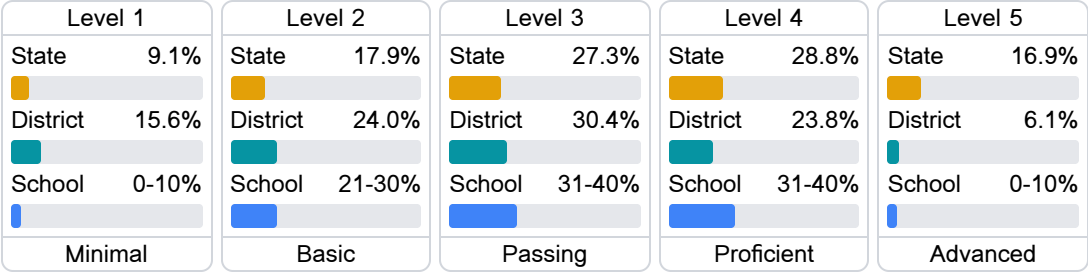
Student Performance

The following information shows each level of student performance on statewide assessments.

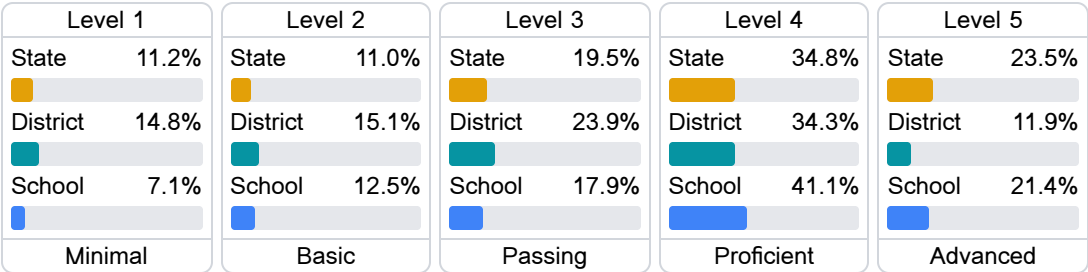
Math



English



Science



Student Assessment Participation



Discipline

Other Data

