



Canton Public High School

Canton Public School District



634 Finney Road
Canton, MS 39046



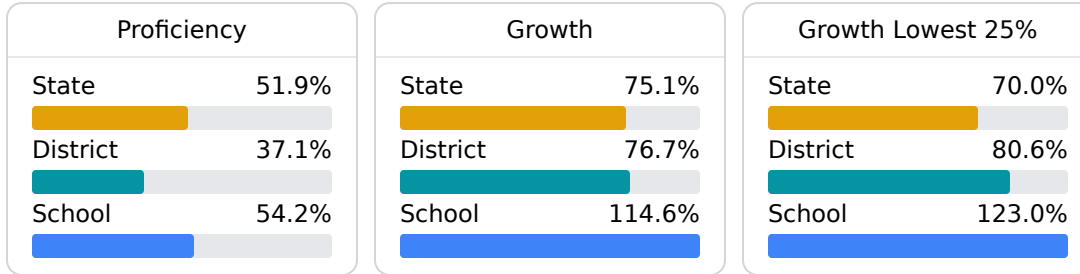
Dr. Pamela Self
pamelaself@cantonschools.net

School Accountability Grade Components

Mississippi's accountability system assigns "A" through "F" letter grades for schools and districts. Grades are based on student achievement, student growth, student participation in testing, and other academic measures.

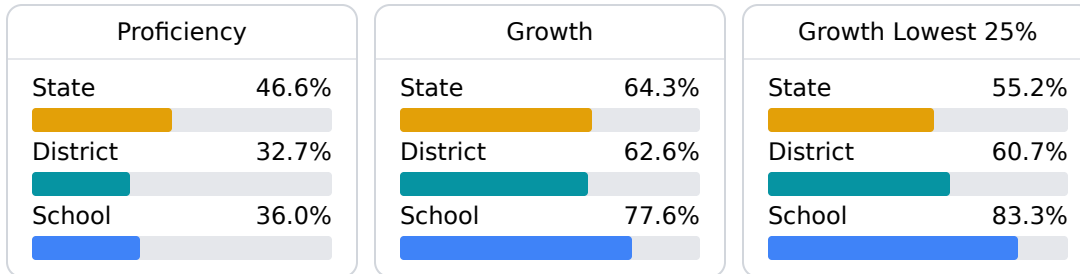
Math

Measurements of student performance on the statewide math assessment.



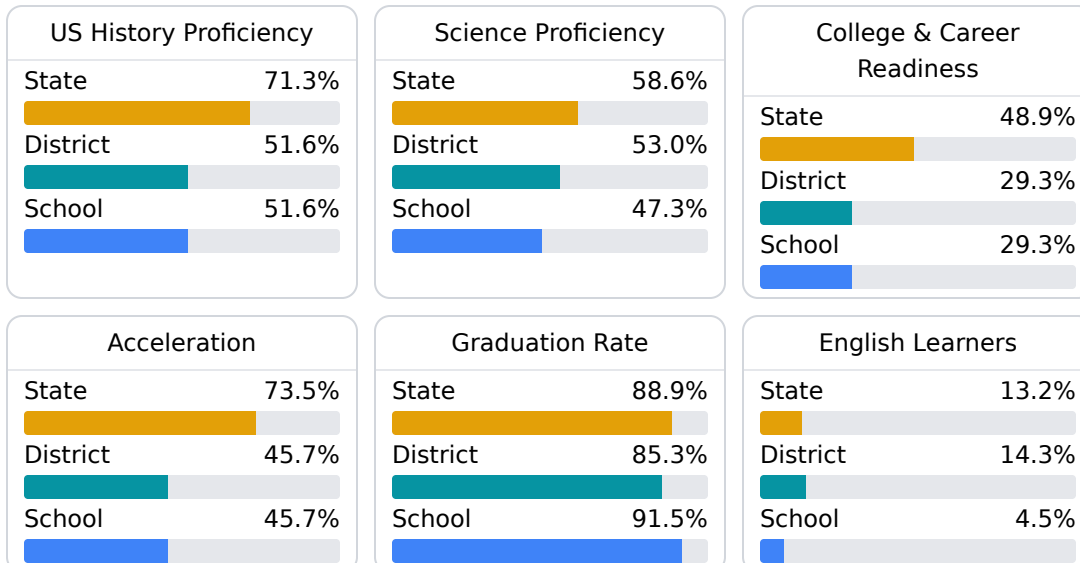
English

Measurements of student performance on the statewide English language arts (ELA) assessment.



Other Measures

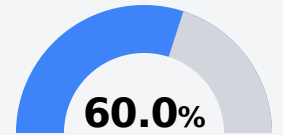
Other measurements of student performance that factor into the accountability grade.



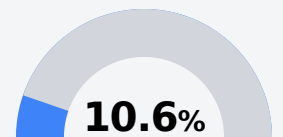
Teacher Data

32.8

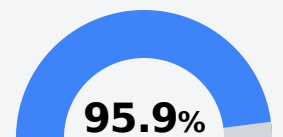
Teachers



Experienced Teachers



Provisional Teachers



In-Field Teachers

Detailed Assessment and Other Data

Student Performance

The following information shows each level of student performance on statewide assessments.

Math

Level 1	Level 2	Level 3	Level 4	Level 5
State 0-10%	State 11-20%	State 21-30%	State 31-40%	State 11-20%
District 0-10%	District 11-20%	District 31-40%	District 31-40%	District 0-10%
School N/A	School 0-10%	School 51-60%	School 31-40%	School 0-10%
Minimal	Basic	Passing	Proficient	Advanced

English

Level 1	Level 2	Level 3	Level 4	Level 5
State 8.3%	State 17.0%	State 29.7%	State 29.3%	State 15.7%
District 11.7%	District 20.1%	District 34.2%	District 26.0%	District 7.9%
School 15.4%	School 27.3%	School 27.3%	School 20.2%	School 9.7%
Minimal	Basic	Passing	Proficient	Advanced

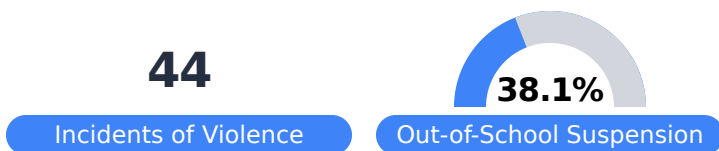
Science

Level 1	Level 2	Level 3	Level 4	Level 5
State 11.4%	State 11.9%	State 20.8%	State 33.6%	State 22.3%
District 11.6%	District 14.1%	District 24.9%	District 34.9%	District 14.4%
School 21-30%	School 21-30%	School 21-30%	School 11-20%	School 0-10%
Minimal	Basic	Passing	Proficient	Advanced

Student Assessment Participation



Discipline



Other Data



48.0%

Chronic Absenteeism



\$14,447.45

Per-Pupil Expenditure



41.6%

Post-Secondary Enrollment



32.1%

Advanced Course Participation