



## Canton Elementary School

Canton Public School District



365 Vanburen Street  
Canton, MS 39046



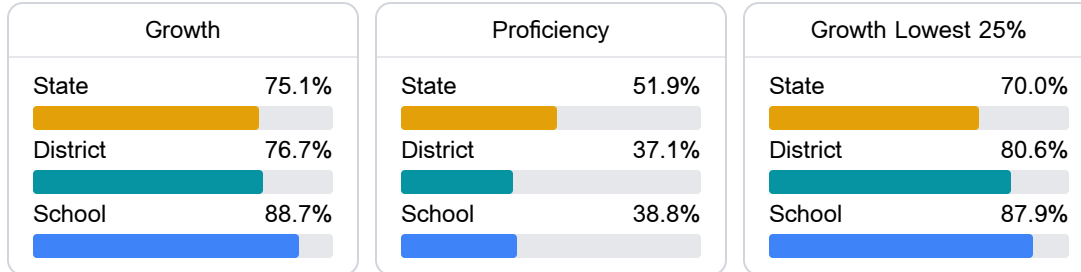
Shalondia Washington  
[shalondiawashington@cantonschools.net](mailto:shalondiawashington@cantonschools.net)

### School Accountability Grade Components

Mississippi's accountability system assigns "A" through "F" letter grades for schools and districts. Grades are based on student achievement, student growth, student participation in testing, and other academic measures.

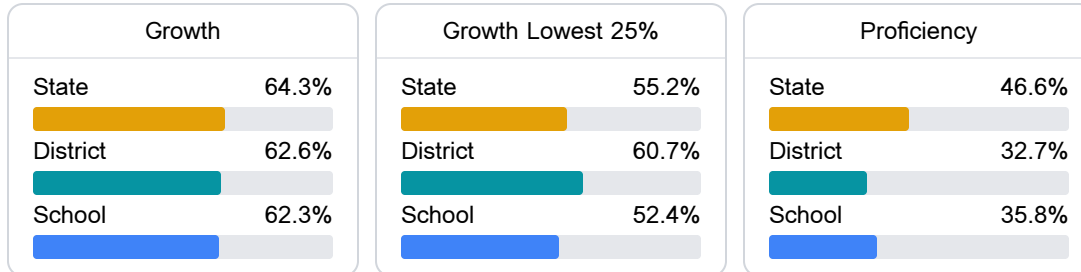
#### Math

Measurements of student performance on the statewide math assessment.



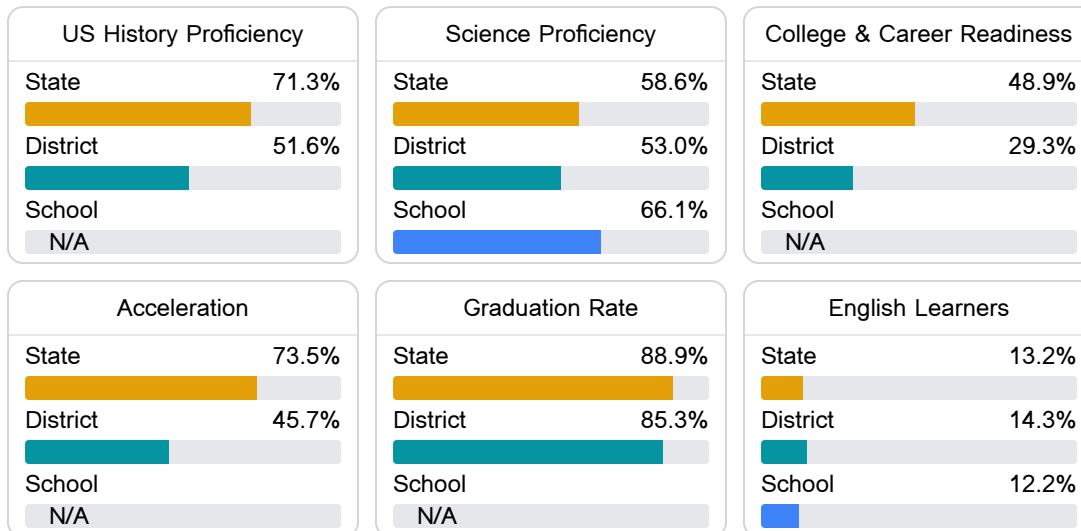
#### English

Measurements of student performance on the statewide English language arts (ELA) assessment.



#### Other Measures

Other measurements of student performance that factor into the accountability grade.



### Teacher Data

25.2

Teachers



77.5%

Experienced Teachers

4.0%

Provisional Teachers

97.2%

In-Field Teachers

## Detailed Assessment and Other Data

## Student Performance

The following information shows each level of student performance on statewide assessments.

## Math

Level 1		Level 2		Level 3		Level 4		Level 5	
State	0-10%	State	11-20%	State	21-30%	State	31-40%	State	11-20%
District	0-10%	District	11-20%	District	31-40%	District	31-40%	District	0-10%
School	7.0%	School	27.4%	School	26.9%	School	27.4%	School	11.3%
Minimal		Basic		Passing		Proficient		Advanced	

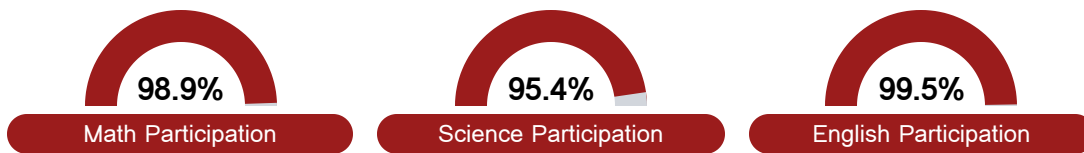
## English

Level 1		Level 2		Level 3		Level 4		Level 5	
State	8.3%	State	17.0%	State	29.7%	State	29.3%	State	15.7%
District	11.7%	District	20.1%	District	34.2%	District	26.0%	District	7.9%
School	15.0%	School	16.6%	School	32.1%	School	28.9%	School	7.5%
Minimal		Basic		Passing		Proficient		Advanced	

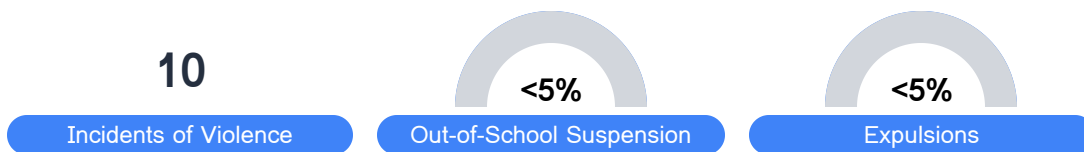
## Science

Level 1		Level 2		Level 3		Level 4		Level 5	
State	11.4%	State	11.9%	State	20.8%	State	33.6%	State	22.3%
District	11.6%	District	14.1%	District	24.9%	District	34.9%	District	14.4%
School	0-10%	School	0-10%	School	21-30%	School	31-40%	School	21-30%
Minimal		Basic		Passing		Proficient		Advanced	

## Student Assessment Participation



## Discipline



## Other Data



24.0 %

Chronic Absenteeism



\$12,376.66

Per-Pupil Expenditure