

A Germantown High School

Madison County School District

409 Calhoun Station Parkway
Madison, MS 39110

Cody Zumbro
czumbro@madison-schools.com

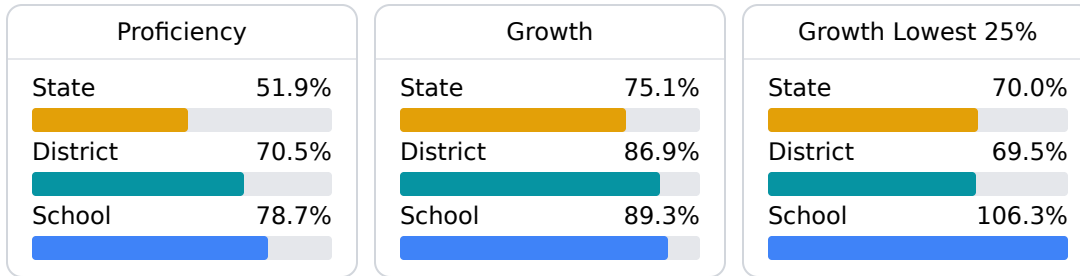
Identified for **Additional Targeted Support and Improvement**

School Accountability Grade Components

Mississippi's accountability system assigns "A" through "F" letter grades for schools and districts. Grades are based on student achievement, student growth, student participation in testing, and other academic measures.

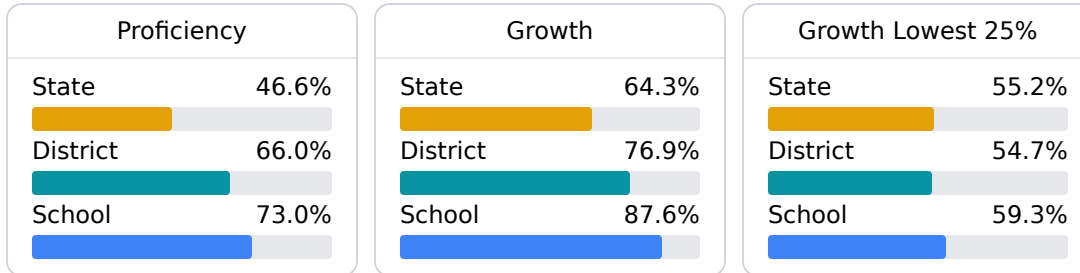
Math

Measurements of student performance on the statewide math assessment.



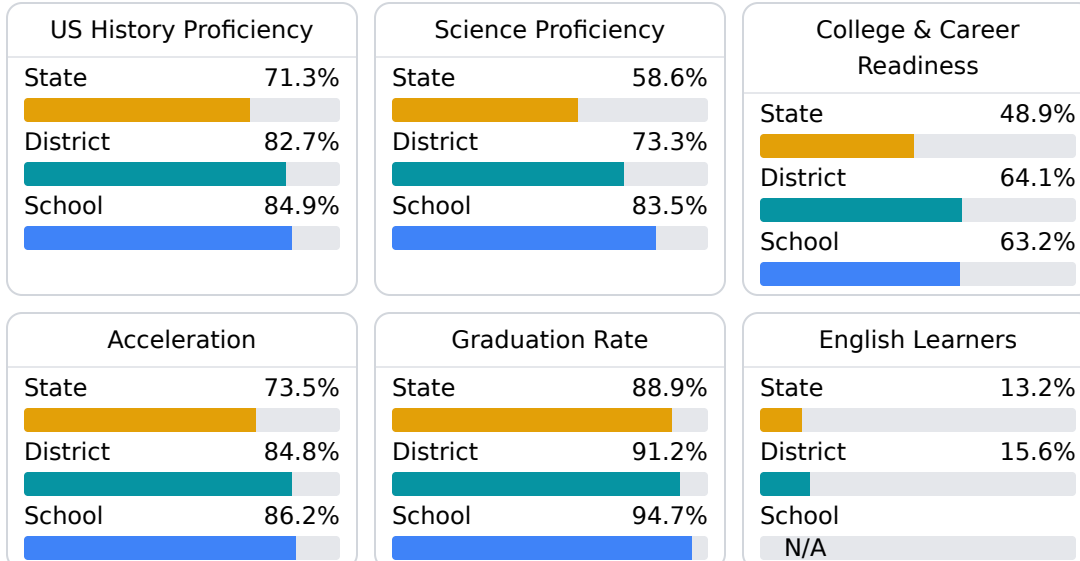
English

Measurements of student performance on the statewide English language arts (ELA) assessment.



Other Measures

Other measurements of student performance that factor into the accountability grade.



Teacher Data

85.2

Teachers



77.9%

Experienced Teachers

3.3%

Provisional Teachers

99.6%

In-Field Teachers

Detailed Assessment and Other Data

Student Performance

The following information shows each level of student performance on statewide assessments.

Math

| Level 1 | Level 2 | Level 3 | Level 4 | Level 5 |
|----------------|----------------|-----------------|-----------------|-----------------|
| State 0-10% | State 11-20% | State 21-30% | State 31-40% | State 11-20% |
| District 0-10% | District 0-10% | District 11-20% | District 31-40% | District 31-40% |
| School 0-10% | School 0-10% | School 21-30% | School 51-60% | School 0-10% |
| Minimal | Basic | Passing | Proficient | Advanced |

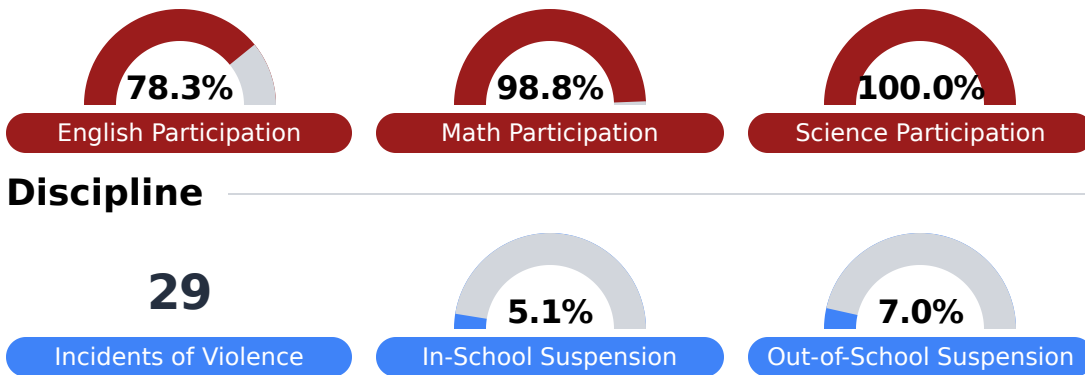
English

| Level 1 | Level 2 | Level 3 | Level 4 | Level 5 |
|----------------|----------------|-----------------|-----------------|-----------------|
| State 8.3% | State 17.0% | State 29.7% | State 29.3% | State 15.7% |
| District 0-10% | District 0-10% | District 21-30% | District 31-40% | District 21-30% |
| School 0-10% | School 0-10% | School 11-20% | School 31-40% | School 31-40% |
| Minimal | Basic | Passing | Proficient | Advanced |

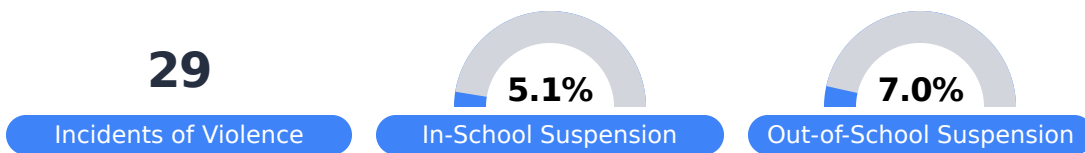
Science

| Level 1 | Level 2 | Level 3 | Level 4 | Level 5 |
|---------------|---------------|----------------|----------------|----------------|
| State 11.4% | State 11.9% | State 20.8% | State 33.6% | State 22.3% |
| District 6.1% | District 7.8% | District 16.7% | District 36.5% | District 32.9% |
| School 0-10% | School 0-10% | School 11-20% | School 41-50% | School 31-40% |
| Minimal | Basic | Passing | Proficient | Advanced |

Student Assessment Participation



Discipline



Other Data

