



## Mannsdale Elementary

Madison County School District



443 Mannsdale Road  
Madison, MS 39110



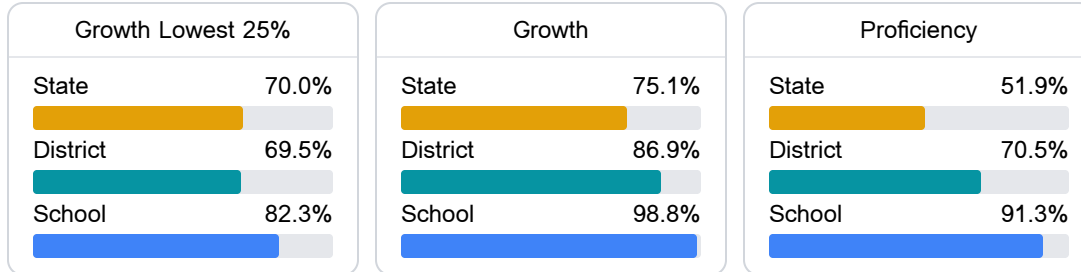
Emily Mulhollen  
[emulhollen@madison-schools.com](mailto:emulhollen@madison-schools.com)

### School Accountability Grade Components

Mississippi's accountability system assigns "A" through "F" letter grades for schools and districts. Grades are based on student achievement, student growth, student participation in testing, and other academic measures.

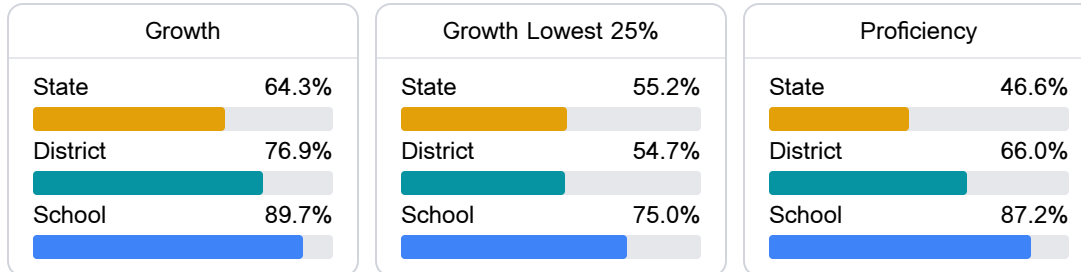
#### Math

Measurements of student performance on the statewide math assessment.



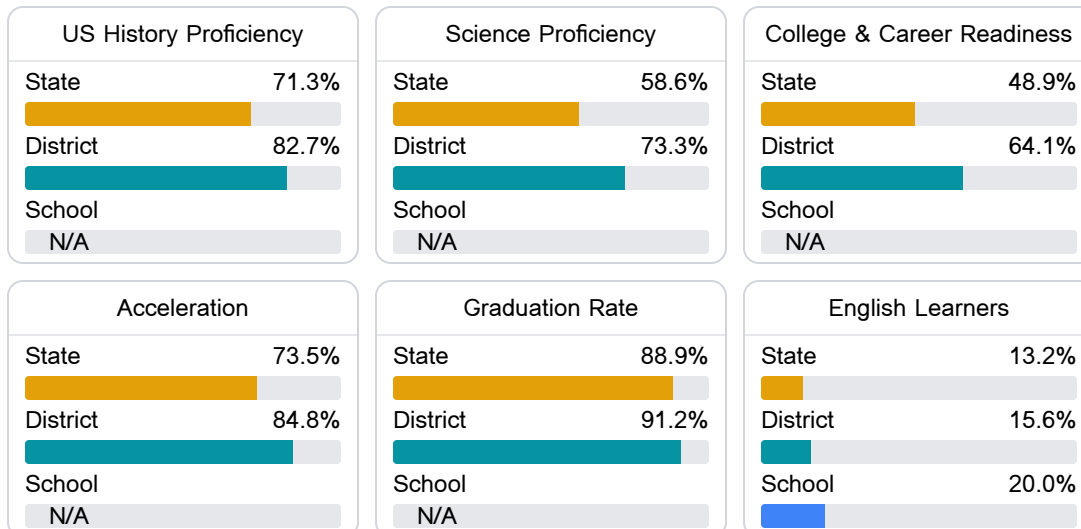
#### English

Measurements of student performance on the statewide English language arts (ELA) assessment.



#### Other Measures

Other measurements of student performance that factor into the accountability grade.



### Teacher Data

35.6

Teachers



88.8%

Experienced Teachers

0.0%

Provisional Teachers

100.0%











In-Field Teachers

## Detailed Assessment and Other Data











## Student Performance

The following information shows each level of student performance on statewide assessments.











## Math

| Level 1  |       | Level 2   |        | Level 3   |        | Level 4   |        | Level 5  |        |
|--|-------|---|--------|---|--------|---|--------|--|--------|
| State  | 0-10% | State   | 11-20% | State   | 21-30% | State   | 31-40% | State  | 11-20% |
|  |       |  |        |  |        |  |        |  |        |
| District   | 0-10% | District  | 0-10%  | District  | 11-20% | District  | 31-40% | District   | 31-40% |
|  |       |  |        |  |        |  |        |  |        |
| School   | N/A   | School  | N/A    | School  | N/A    | School  | N/A    | School   | N/A    |
|  |       |   |        |   |        |   |        |  |        |
| Minimal  |       | Basic   |        | Passing   |        | Proficient  |        | Advanced   |        |

## English

| Level 1  |       | Level 2   |       | Level 3   |        | Level 4   |        | Level 5  |        |
|--|-------|---|-------|---|--------|---|--------|--|--------|
| State  | 8.3%  | State   | 17.0% | State   | 29.7%  | State   | 29.3%  | State  | 15.7%  |
|  |       |  |       |  |        |  |        |  |        |
| District   | 0-10% | District  | 0-10% | District  | 21-30% | District  | 31-40% | District   | 21-30% |
|  |       |  |       |  |        |  |        |  |        |
| School   | N/A   | School  | N/A   | School  | N/A    | School  | N/A    | School   | N/A    |
|  |       |   |       |   |        |   |        |  |        |
| Minimal  |       | Basic   |       | Passing   |        | Proficient  |        | Advanced   |        |

## Science

| Level 1  |       | Level 2   |       | Level 3   |       | Level 4   |       | Level 5  |       |
|--|-------|---|-------|---|-------|---|-------|--|-------|
| State  | 11.4% | State   | 11.9% | State   | 20.8% | State   | 33.6% | State  | 22.3% |
|  |       |  |       |  |       |  |       |  |       |
| District   | 6.1%  | District  | 7.8%  | District  | 16.7% | District  | 36.5% | District   | 32.9% |
|  |       |  |       |  |       |  |       |  |       |
| School   | N/A   | School  | N/A   | School  | N/A   | School  | N/A   | School   | N/A   |
|  |       |   |       |   |       |   |       |  |       |
| Minimal  |       | Basic   |       | Passing   |       | Proficient  |       | Advanced   |       |

## Discipline

&lt;10

Incidents of Violence

&lt;5%

Out-of-School Suspension

## Other Data



12.2 %

Chronic Absenteeism



\$10,032.60

Per-Pupil Expenditure