


B Ridgeland High School

Madison County School District

 586 Sunnybrook Road
Ridgeland, MS 39157

 PRESTON NAILOR
pnailor@madison-schools.com

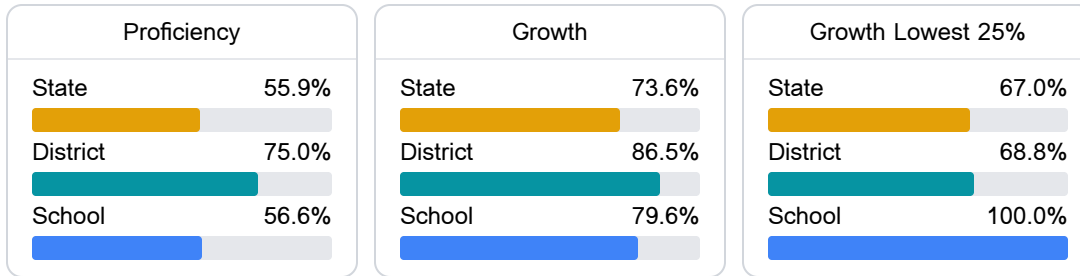
Identified for **Targeted Support and Improvement**

School Accountability Grade Components

Mississippi's accountability system assigns "A" through "F" letter grades for schools and districts. Grades are based on student achievement, student growth, student participation in testing, and other academic measures.

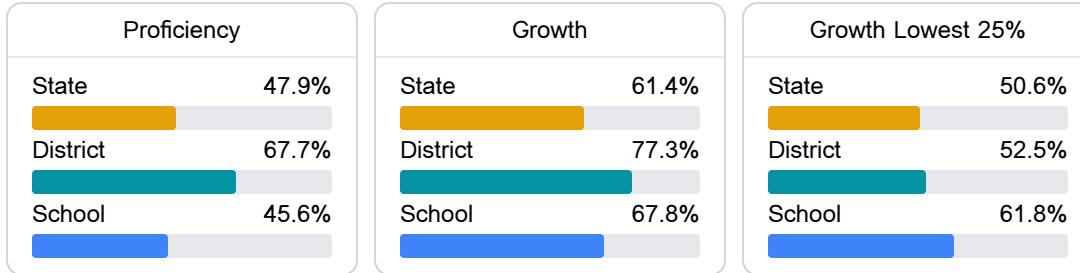
Math

Measurements of student performance on the statewide math assessment.



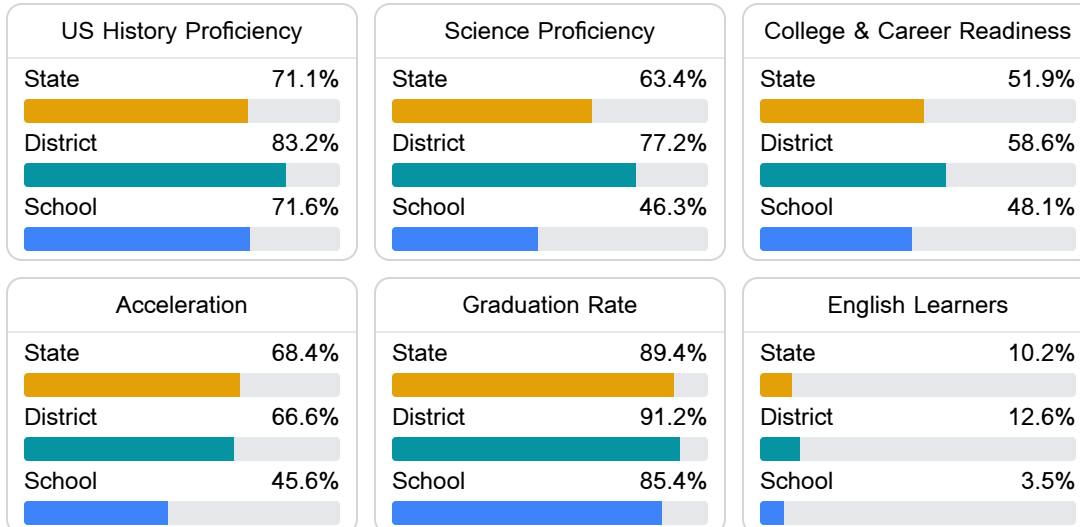
English

Measurements of student performance on the statewide English language arts (ELA) assessment.



Other Measures

Other measurements of student performance that factor into the accountability grade.



Detailed Assessment and Other Data

Student Performance

The following information shows each level of student performance on statewide assessments.

Math

Level 1		Level 2		Level 3		Level 4		Level 5	
State	0-10%	State	11-20%	State	21-30%	State	31-40%	State	11-20%
District	0-10%	District	0-10%	District	11-20%	District	31-40%	District	31-40%
School	0-10%	School	0-10%	School	31-40%	School	41-50%	School	0-10%
Minimal		Basic		Passing		Proficient		Advanced	

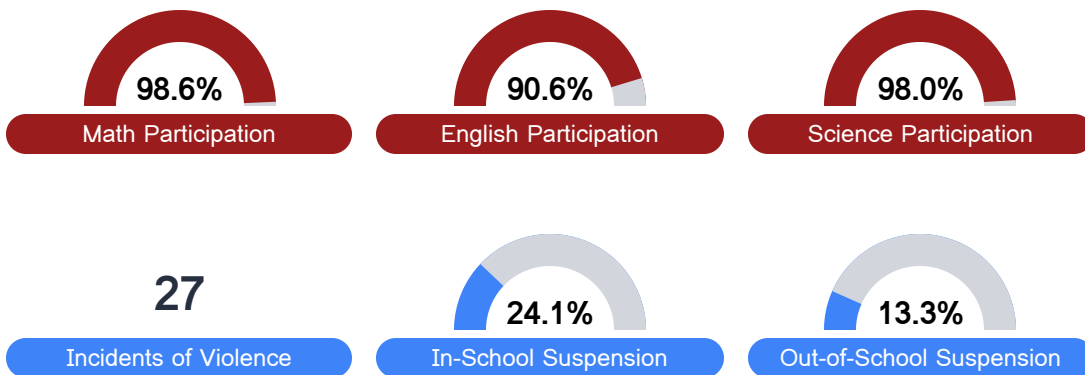
English

Level 1		Level 2		Level 3		Level 4		Level 5	
State	9.1%	State	17.9%	State	27.3%	State	28.8%	State	16.9%
District	0-10%	District	0-10%	District	21-30%	District	31-40%	District	31-40%
School	14.8%	School	19.6%	School	29.3%	School	23.7%	School	12.6%
Minimal		Basic		Passing		Proficient		Advanced	

Science

Level 1		Level 2		Level 3		Level 4		Level 5	
State	11.2%	State	11.0%	State	19.5%	State	34.8%	State	23.5%
District	6.0%	District	7.4%	District	15.1%	District	35.7%	District	35.8%
School	19.4%	School	20.1%	School	21.1%	School	31.8%	School	7.7%
Minimal		Basic		Passing		Proficient		Advanced	

Student Assessment Participation



Other Data

