



## Olde Towne Middle

Madison County School District



210 Sunnybrook Road  
Ridgeland, MS 39157



Levi Robinson  
[lrobinson@madison-schools.com](mailto:lrobinson@madison-schools.com)

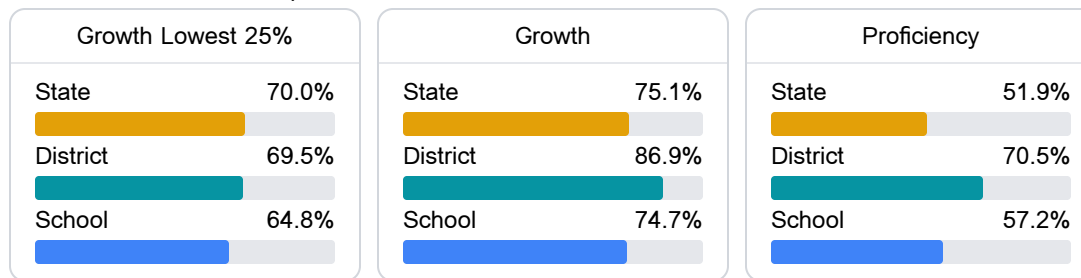
Identified for **Additional Targeted Support and Improvement**

### School Accountability Grade Components

Mississippi's accountability system assigns "A" through "F" letter grades for schools and districts. Grades are based on student achievement, student growth, student participation in testing, and other academic measures.

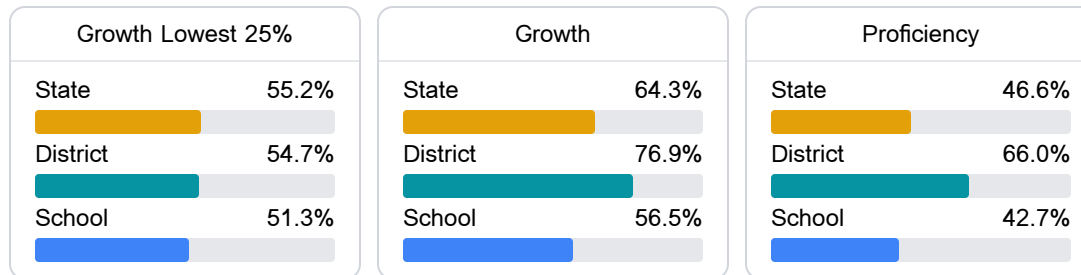
#### Math

Measurements of student performance on the statewide math assessment.



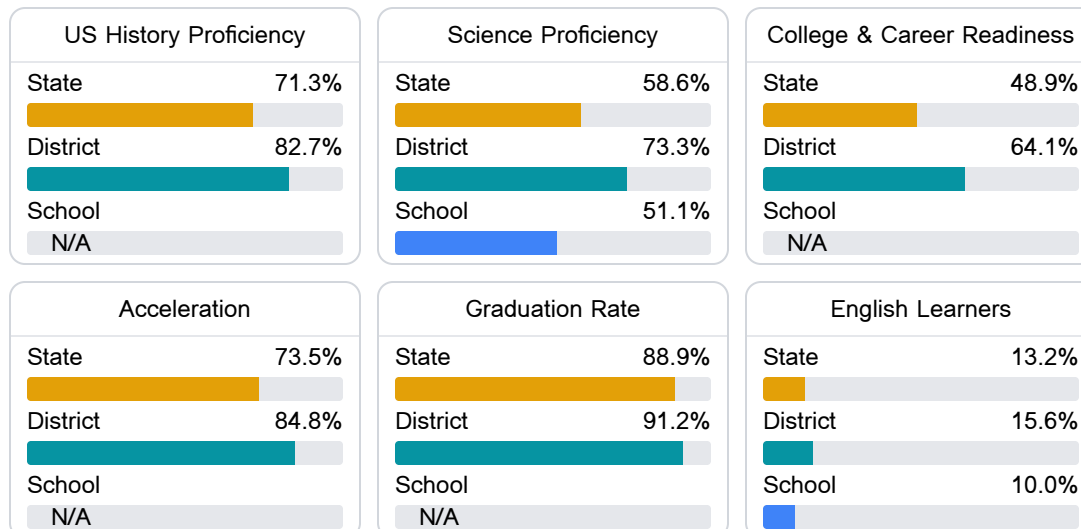
#### English

Measurements of student performance on the statewide English language arts (ELA) assessment.



#### Other Measures

Other measurements of student performance that factor into the accountability grade.



### Teacher Data

55.5

Teachers



88.8%

Experienced Teachers

1.8%

Provisional Teachers

99.4%

In-Field Teachers

## Detailed Assessment and Other Data

### Student Performance

The following information shows each level of student performance on statewide assessments.

#### Math

Level 1		Level 2		Level 3		Level 4		Level 5	
State	0-10%	State	11-20%	State	21-30%	State	31-40%	State	11-20%
District	0-10%	District	0-10%	District	11-20%	District	31-40%	District	31-40%
School	0-10%	School	11-20%	School	21-30%	School	31-40%	School	11-20%
Minimal		Basic		Passing		Proficient		Advanced	

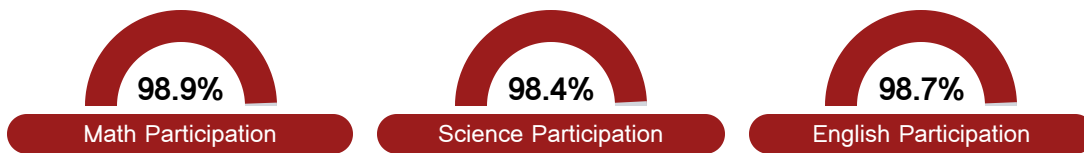
#### English

Level 1		Level 2		Level 3		Level 4		Level 5	
State	8.3%	State	17.0%	State	29.7%	State	29.3%	State	15.7%
District	0-10%	District	0-10%	District	21-30%	District	31-40%	District	21-30%
School	9.2%	School	16.0%	School	35.6%	School	25.4%	School	13.8%
Minimal		Basic		Passing		Proficient		Advanced	

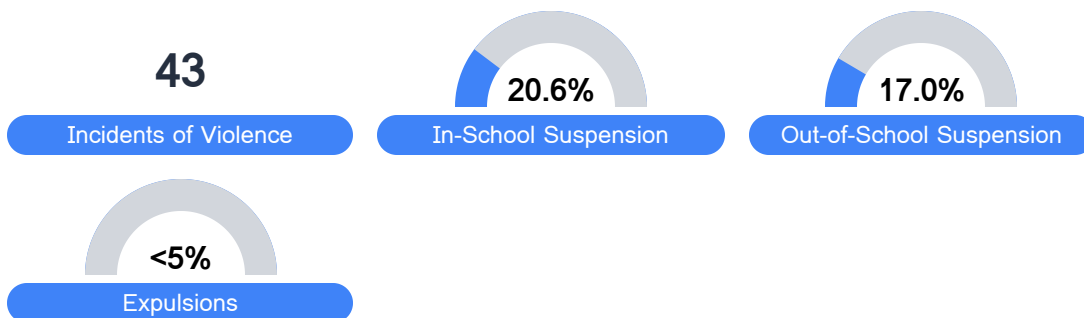
#### Science

Level 1		Level 2		Level 3		Level 4		Level 5	
State	11.4%	State	11.9%	State	20.8%	State	33.6%	State	22.3%
District	6.1%	District	7.8%	District	16.7%	District	36.5%	District	32.9%
School	11.8%	School	13.4%	School	27.2%	School	33.7%	School	13.8%
Minimal		Basic		Passing		Proficient		Advanced	

### Student Assessment Participation



### Discipline



### Other Data



16.3 %

Chronic Absenteeism



\$11,901.77

Per-Pupil Expenditure