



## Madison Avenue Upper Elementary

Madison County School District



1209 Madison Avenue  
Madison, MS 39110



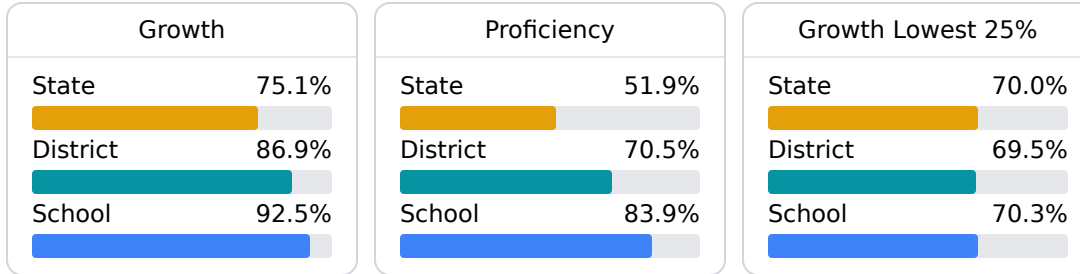
Brittany Hammett  
bhammett@madison-schools.com

### School Accountability Grade Components

Mississippi's accountability system assigns "A" through "F" letter grades for schools and districts. Grades are based on student achievement, student growth, student participation in testing, and other academic measures.

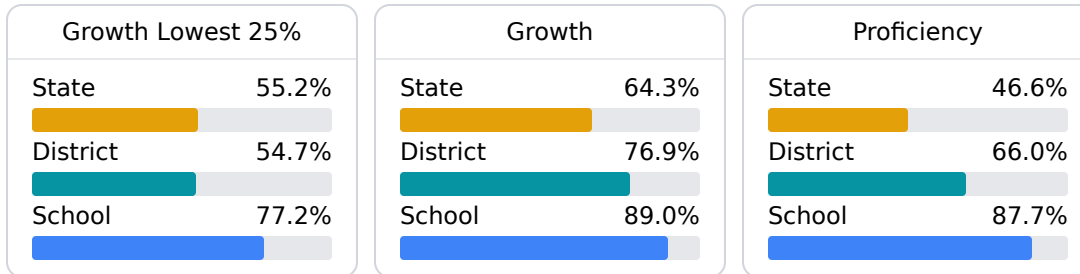
#### Math

Measurements of student performance on the statewide math assessment.



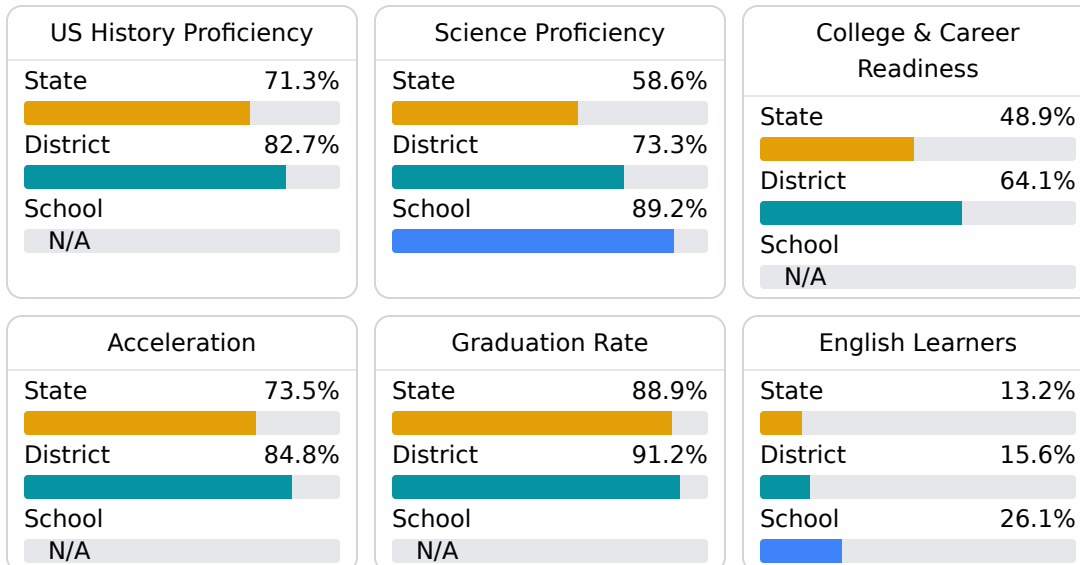
#### English

Measurements of student performance on the statewide English language arts (ELA) assessment.



#### Other Measures

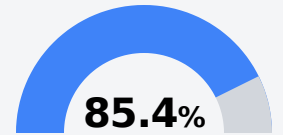
Other measurements of student performance that factor into the accountability grade.



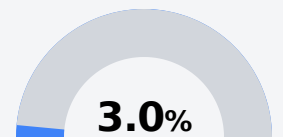
### Teacher Data

33.6

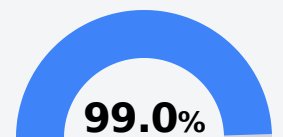
Teachers



Experienced Teachers



Provisional Teachers



In-Field Teachers

## Detailed Assessment and Other Data

### Student Performance

The following information shows each level of student performance on statewide assessments.

#### Math

| Level 1        | Level 2        | Level 3         | Level 4         | Level 5         |
|----------------|----------------|-----------------|-----------------|-----------------|
| State 0-10%    | State 11-20%   | State 21-30%    | State 31-40%    | State 11-20%    |
| District 0-10% | District 0-10% | District 11-20% | District 31-40% | District 31-40% |
| School 0-10%   | School 0-10%   | School 11-20%   | School 31-40%   | School 51-60%   |
| Minimal        | Basic          | Passing         | Proficient      | Advanced        |

#### English

| Level 1        | Level 2        | Level 3         | Level 4         | Level 5         |
|----------------|----------------|-----------------|-----------------|-----------------|
| State 8.3%     | State 17.0%    | State 29.7%     | State 29.3%     | State 15.7%     |
| District 0-10% | District 0-10% | District 21-30% | District 31-40% | District 21-30% |
| School 0-10%   | School 0-10%   | School 0-10%    | School 41-50%   | School 41-50%   |
| Minimal        | Basic          | Passing         | Proficient      | Advanced        |

#### Science

| Level 1       | Level 2       | Level 3        | Level 4        | Level 5        |
|---------------|---------------|----------------|----------------|----------------|
| State 11.4%   | State 11.9%   | State 20.8%    | State 33.6%    | State 22.3%    |
| District 6.1% | District 7.8% | District 16.7% | District 36.5% | District 32.9% |
| School N/A    | School 0-10%  | School 0-10%   | School 31-40%  | School 41-50%  |
| Minimal       | Basic         | Passing        | Proficient     | Advanced       |

## Student Assessment Participation



## Discipline



## Other Data



5.7%

Chronic Absenteeism



\$10,874.97

Per-Pupil Expenditure