

## **A** Rosa Scott School Madison County School District

929 Poore's Pass  
Madison, MS 39110

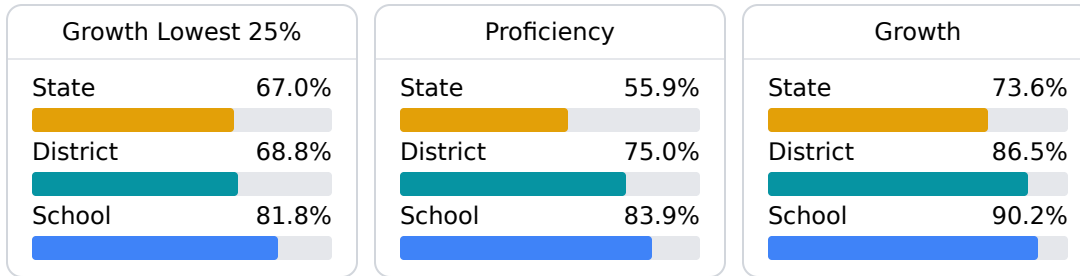
Dr. Kimberly Brewer  
kbrewer@madison-schools.com

### School Accountability Grade Components

Mississippi's accountability system assigns "A" through "F" letter grades for schools and districts. Grades are based on student achievement, student growth, student participation in testing, and other academic measures.

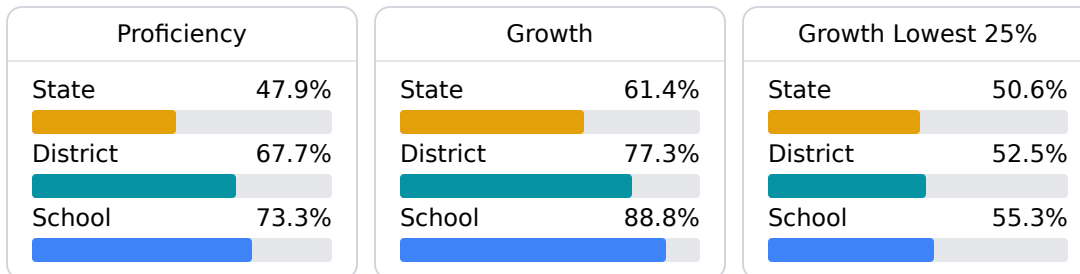
#### Math

Measurements of student performance on the statewide math assessment.



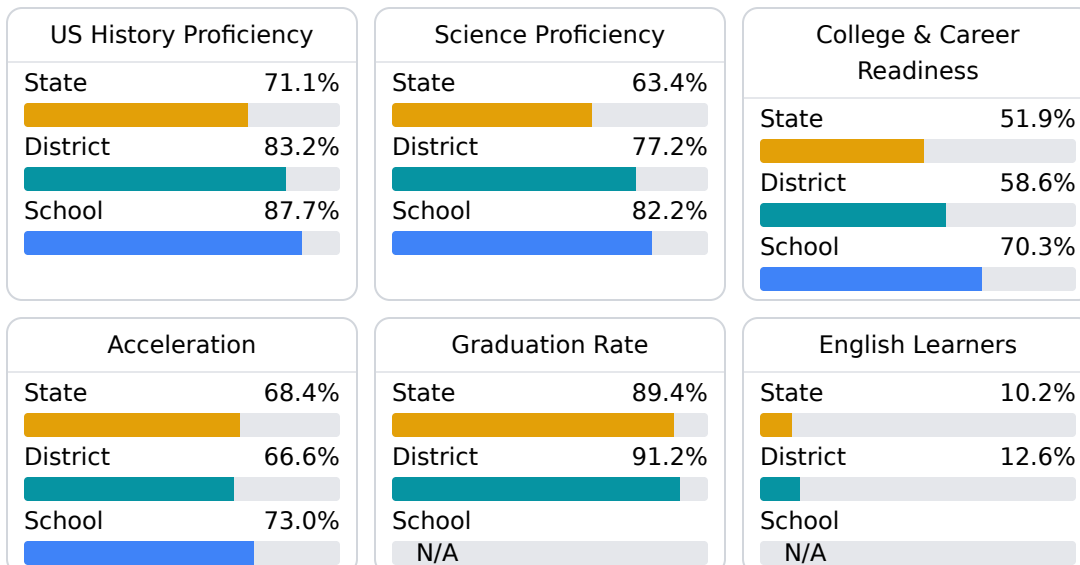
#### English

Measurements of student performance on the statewide English language arts (ELA) assessment.



#### Other Measures

Other measurements of student performance that factor into the accountability grade.



### Teacher Data

32.8

Teachers



90.7%

Experienced Teachers

0.0%

Provisional Teachers

100.0%

In-Field Teachers

## Detailed Assessment and Other Data

### Student Performance

The following information shows each level of student performance on statewide assessments.

#### Math

Level 1	Level 2	Level 3	Level 4	Level 5
State 0-10%	State 11-20%	State 21-30%	State 31-40%	State 11-20%
District 0-10%	District 0-10%	District 11-20%	District 31-40%	District 31-40%
School N/A	School N/A	School N/A	School N/A	School N/A
Minimal	Basic	Passing	Proficient	Advanced

#### English

Level 1	Level 2	Level 3	Level 4	Level 5
State 9.1%	State 17.9%	State 27.3%	State 28.8%	State 16.9%
District 0-10%	District 0-10%	District 21-30%	District 31-40%	District 31-40%
School N/A	School N/A	School N/A	School N/A	School N/A
Minimal	Basic	Passing	Proficient	Advanced

#### Science

Level 1	Level 2	Level 3	Level 4	Level 5
State 11.2%	State 11.0%	State 19.5%	State 34.8%	State 23.5%
District 6.0%	District 7.4%	District 15.1%	District 35.7%	District 35.8%
School N/A	School N/A	School N/A	School N/A	School N/A
Minimal	Basic	Passing	Proficient	Advanced

### Discipline

**<10**

Incidents of Violence

**9.0%**

In-School Suspension

**7.4%**

Out-of-School Suspension

### Other Data



**16.7%**

Chronic Absenteeism



**>95%**

Advanced Course Participation