


B Shirley D. Simmons Middle School Madison County School District

 820 Sulphur Springs Road
Canton, MS 39046

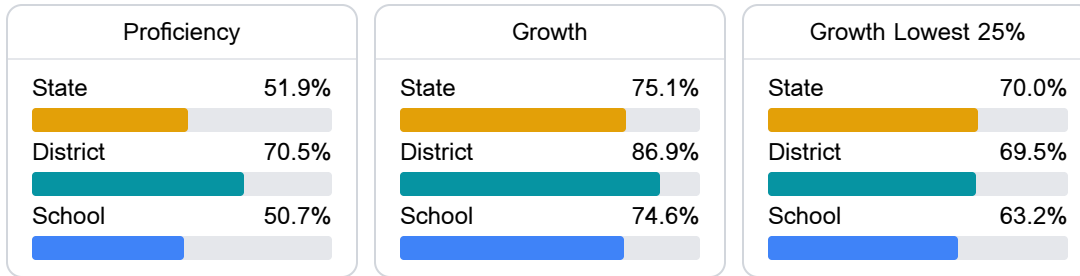
 FELICIA BURTON
fburton@madison-schools.com

School Accountability Grade Components

Mississippi's accountability system assigns "A" through "F" letter grades for schools and districts. Grades are based on student achievement, student growth, student participation in testing, and other academic measures.

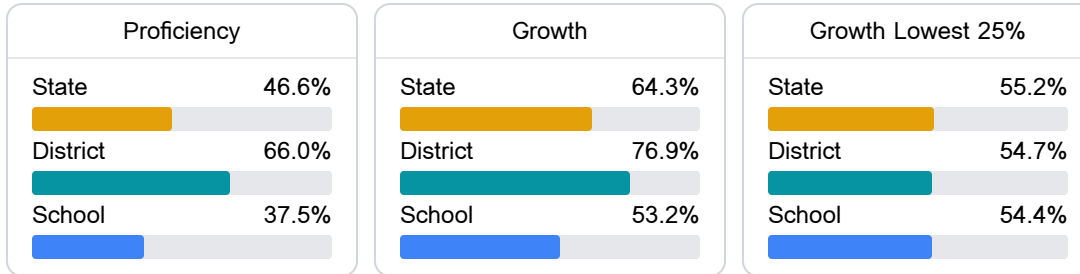
Math

Measurements of student performance on the statewide math assessment.



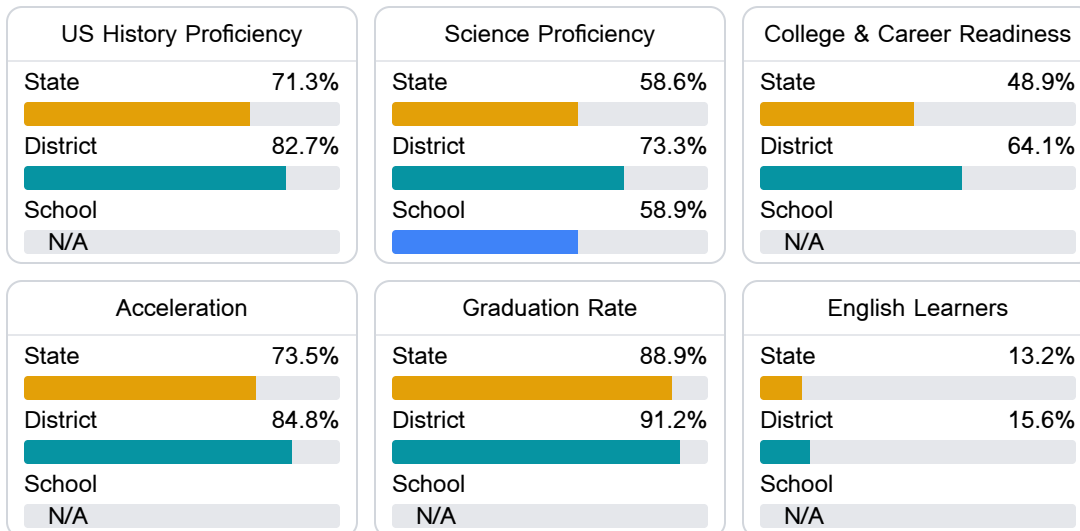
English

Measurements of student performance on the statewide English language arts (ELA) assessment.



Other Measures

Other measurements of student performance that factor into the accountability grade.



Detailed Assessment and Other Data

Student Performance

The following information shows each level of student performance on statewide assessments.

Math

Level 1		Level 2		Level 3		Level 4		Level 5	
State	0-10%	State	11-20%	State	21-30%	State	31-40%	State	11-20%
District	0-10%	District	0-10%	District	11-20%	District	31-40%	District	31-40%
School	0-10%	School	11-20%	School	31-40%	School	31-40%	School	11-20%
Minimal		Basic		Passing		Proficient		Advanced	

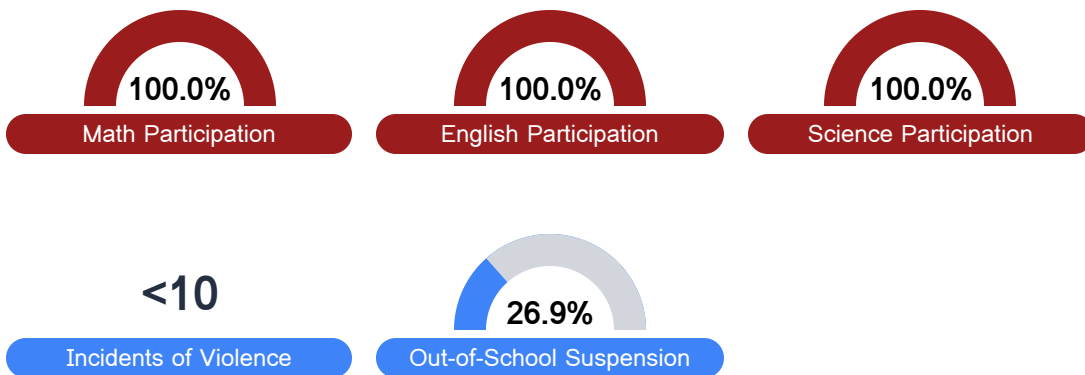
English

Level 1		Level 2		Level 3		Level 4		Level 5	
State	8.3%	State	17.0%	State	29.7%	State	29.3%	State	15.7%
District	0-10%	District	0-10%	District	21-30%	District	31-40%	District	21-30%
School	5.5%	School	9.7%	School	48.3%	School	29.0%	School	7.6%
Minimal		Basic		Passing		Proficient		Advanced	

Science

Level 1		Level 2		Level 3		Level 4		Level 5	
State	11.4%	State	11.9%	State	20.8%	State	33.6%	State	22.3%
District	6.1%	District	7.8%	District	16.7%	District	36.5%	District	32.9%
School	6.8%	School	6.8%	School	28.8%	School	42.4%	School	15.3%
Minimal		Basic		Passing		Proficient		Advanced	

Student Assessment Participation



Other Data



20.4%

Chronic Absenteeism



\$20,299.88

Per-Pupil Expenditure