



## Camden Elementary

Madison County School District



4784 Hwy 43 North  
Camden, MS 39045



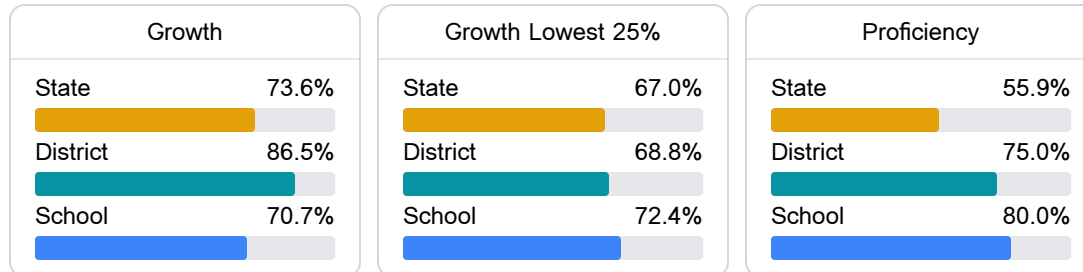
Fannie Green  
fgreen@madison-schools.com

### School Accountability Grade Components

Mississippi's accountability system assigns "A" through "F" letter grades for schools and districts. Grades are based on student achievement, student growth, student participation in testing, and other academic measures.

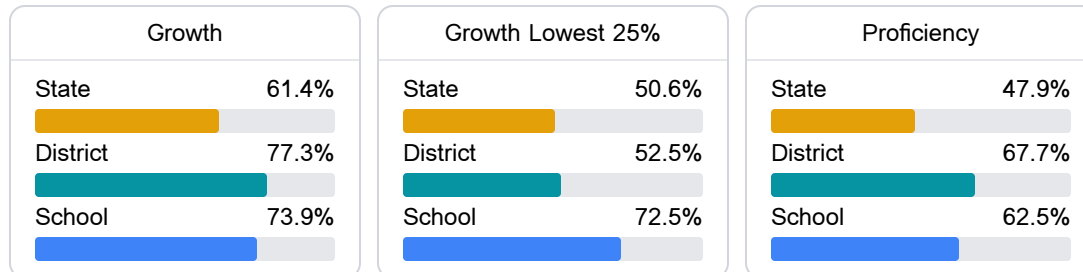
#### Math

Measurements of student performance on the statewide math assessment.



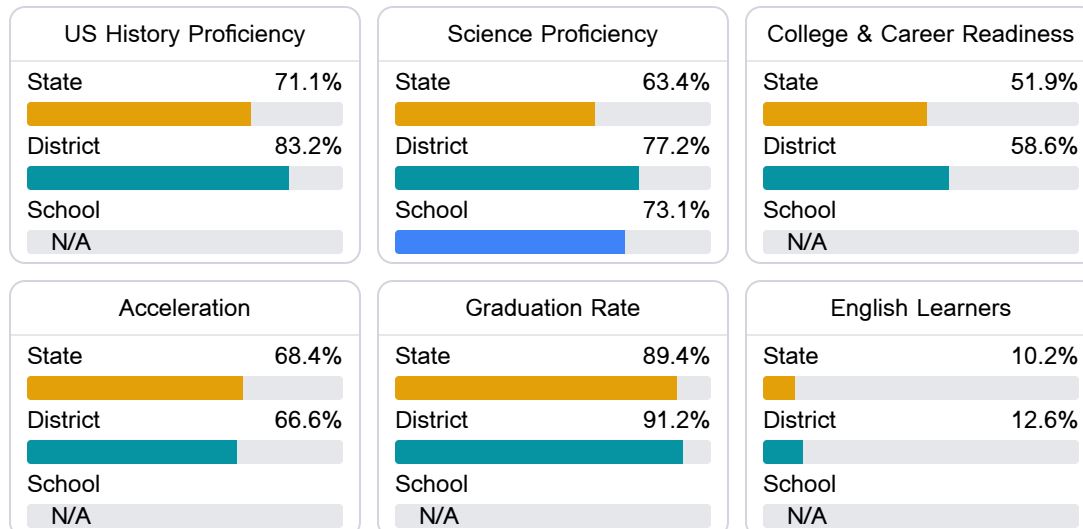
#### English

Measurements of student performance on the statewide English language arts (ELA) assessment.



#### Other Measures

Other measurements of student performance that factor into the accountability grade.



### Teacher Data

15.7

Teachers



75.5%

Experienced Teachers

0.0%

Provisional Teachers

100.0%

In-Field Teachers

Detailed Assessment and Other Data

Student Performance

The following information shows each level of student performance on statewide assessments.

Math

| Level 1  |       | Level 2  |        | Level 3  |        | Level 4    |        | Level 5  |        |
|----------|-------|----------|--------|----------|--------|------------|--------|----------|--------|
| State    | 0-10% | State    | 11-20% | State    | 21-30% | State      | 31-40% | State    | 11-20% |
| District | 0-10% | District | 0-10%  | District | 11-20% | District   | 31-40% | District | 31-40% |
| School   | 0-10% | School   | 0-10%  | School   | 21-30% | School     | 41-50% | School   | 21-30% |
| Minimal  |       | Basic    |        | Passing  |        | Proficient |        | Advanced |        |

English

| Level 1  |       | Level 2  |       | Level 3  |        | Level 4    |        | Level 5  |        |
|----------|-------|----------|-------|----------|--------|------------|--------|----------|--------|
| State    | 9.1%  | State    | 17.9% | State    | 27.3%  | State      | 28.8%  | State    | 16.9%  |
| District | 0-10% | District | 0-10% | District | 21-30% | District   | 31-40% | District | 31-40% |
| School   | 0-10% | School   | 0-10% | School   | 31-40% | School     | 31-40% | School   | 11-20% |
| Minimal  |       | Basic    |       | Passing  |        | Proficient |        | Advanced |        |


Science

| Level 1  |       | Level 2  |       | Level 3  |       | Level 4    |       | Level 5  |       |
|----------|-------|----------|-------|----------|-------|------------|-------|----------|-------|
| State    | 11.2% | State    | 11.0% | State    | 19.5% | State      | 34.8% | State    | 23.5% |
| District | 6.0%  | District | 7.4%  | District | 15.1% | District   | 35.7% | District | 35.8% |
| School   | N/A   | School   | N/A   | School   | 45.5% | School     | 36.4% | School   | 18.2% |
| Minimal  |       | Basic    |       | Passing  |       | Proficient |       | Advanced |       |

Student Assessment Participation



Discipline



Other Data

