


B Sale Elementary School

Columbus Municipal School District

 520 WARPETH ROAD
Columbus, MS 39702

 Freda Dismukes
dismukesf@columbuscityschools.org

School Accountability Grade Components

Mississippi's accountability system assigns "A" through "F" letter grades for schools and districts. Grades are based on student achievement, student growth, student participation in testing, and other academic measures.

Math

Measurements of student performance on the statewide math assessment.

Proficiency		Growth		Growth Lowest 25%	
State	51.9%	State	75.1%	State	70.0%
District	25.6%	District	60.6%	District	65.2%
School	37.2%	School	73.1%	School	67.5%

English

Measurements of student performance on the statewide English language arts (ELA) assessment.

Growth		Growth Lowest 25%		Proficiency	
State	64.3%	State	55.2%	State	46.6%
District	48.6%	District	49.3%	District	26.2%
School	60.8%	School	69.8%	School	25.2%

Other Measures

Other measurements of student performance that factor into the accountability grade.

US History Proficiency		Science Proficiency		College & Career Readiness	
State	71.3%	State	58.6%	State	48.9%
District	55.2%	District	39.6%	District	31.9%
School	N/A	School	61.0%	School	N/A

Acceleration		Graduation Rate		English Learners	
State	73.5%	State	88.9%	State	13.2%
District	76.2%	District	88.4%	District	7.3%
School	N/A	School	N/A	School	N/A

Teacher Data

17.9

Teachers



81.3%

Experienced Teachers

0.0%

Provisional Teachers

100.0%

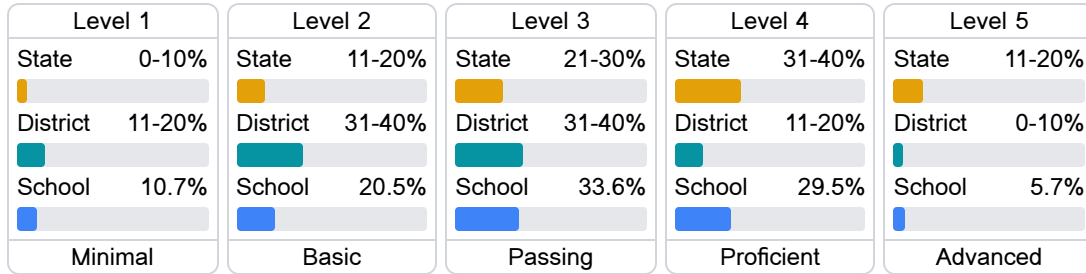
In-Field Teachers

Detailed Assessment and Other Data

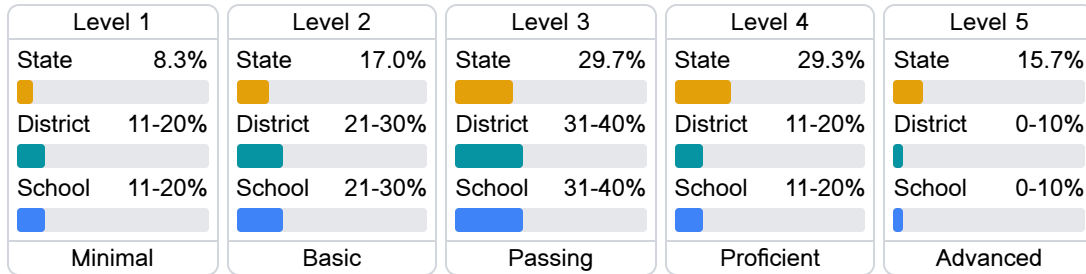
Student Performance

The following information shows each level of student performance on statewide assessments.

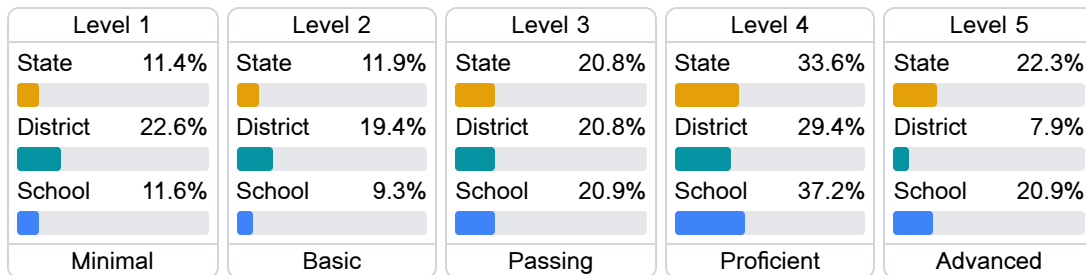
Math



English




Science



Student Assessment Participation



Discipline



Other Data



22.6%

Chronic Absenteeism



\$12,240.11

Per-Pupil Expenditure