



## Sale Elementary School

Columbus Municipal School District



520 WARPETH ROAD  
Columbus, MS 39702



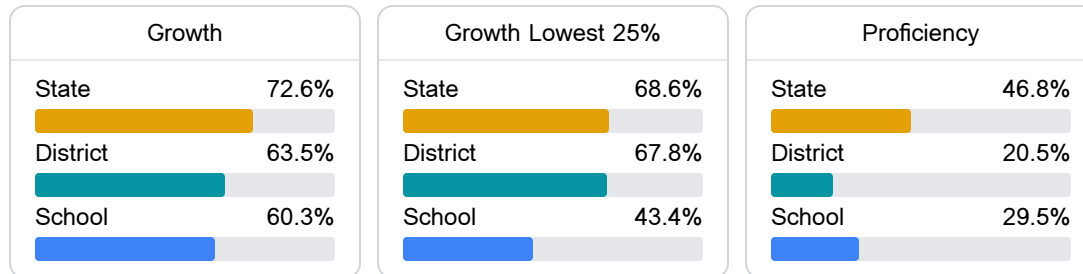
Freda Dismukes  
[dismukesf@columbuscityschools.org](mailto:dismukesf@columbuscityschools.org)

### School Accountability Grade Components

Mississippi's accountability system assigns "A" through "F" letter grades for schools and districts. Grades are based on student achievement, student growth, student participation in testing, and other academic measures. COVID - 19 pandemic disruptions continue to be reflected in 2021 - 2022 accountability data, particularly growth data.

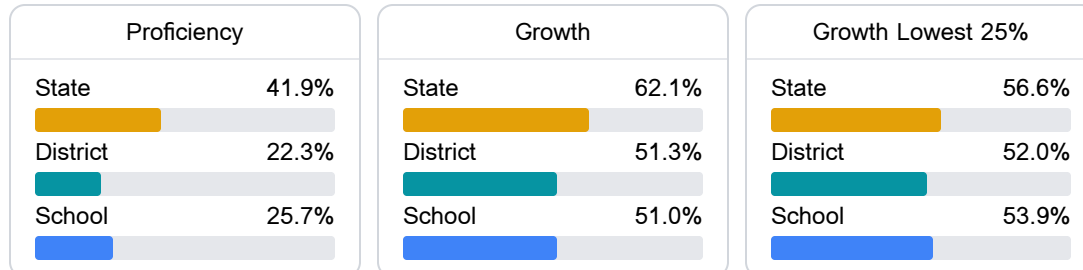
#### Math

Measurements of student performance on the statewide math assessment.



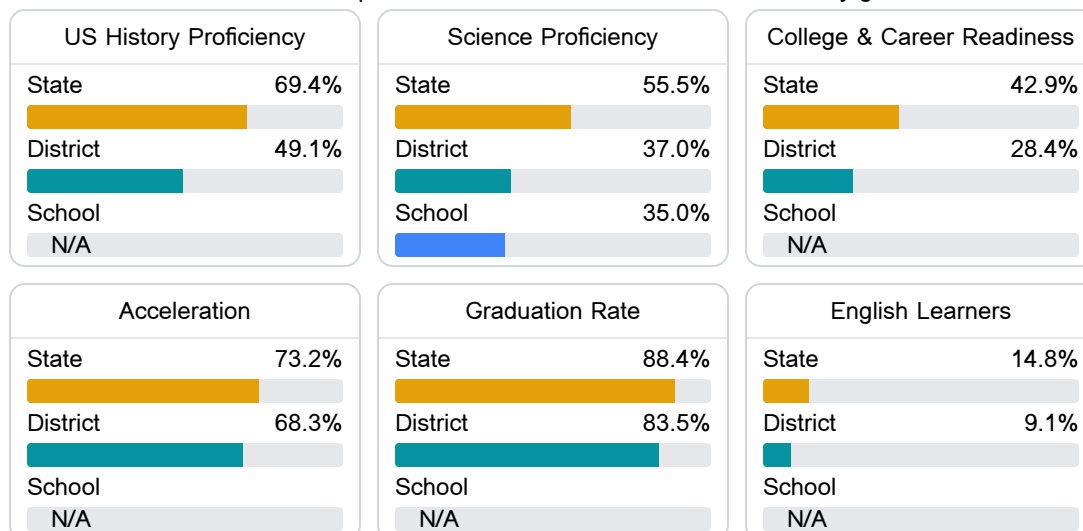
#### English

Measurements of student performance on the statewide English language arts (ELA) assessment.



#### Other Measures

Other measurements of student performance that factor into the accountability grade.



### Teacher Data

19.7

Teachers



83.7%

Experienced Teachers

0.0%

Provisional Teachers

100.0%

In-Field Teachers

## Detailed Assessment and Other Data

## Student Performance

The following information shows each level of student performance on statewide assessments.

## Math

Level 1		Level 2		Level 3		Level 4		Level 5	
State	7.0%	State	19.3%	State	27.3%	State	31.5%	State	15.0%
District	11-20%	District	31-40%	District	31-40%	District	11-20%	District	0-10%
School	14.9%	School	21.9%	School	35.1%	School	21.9%	School	6.1%
Minimal		Basic		Passing		Proficient		Advanced	

## English

Level 1		Level 2		Level 3		Level 4		Level 5	
State	8.6%	State	18.9%	State	31.3%	State	29.1%	State	12.1%
District	11-20%	District	21-30%	District	31-40%	District	11-20%	District	0-10%
School	19.3%	School	28.1%	School	28.1%	School	18.4%	School	6.1%
Minimal		Basic		Passing		Proficient		Advanced	

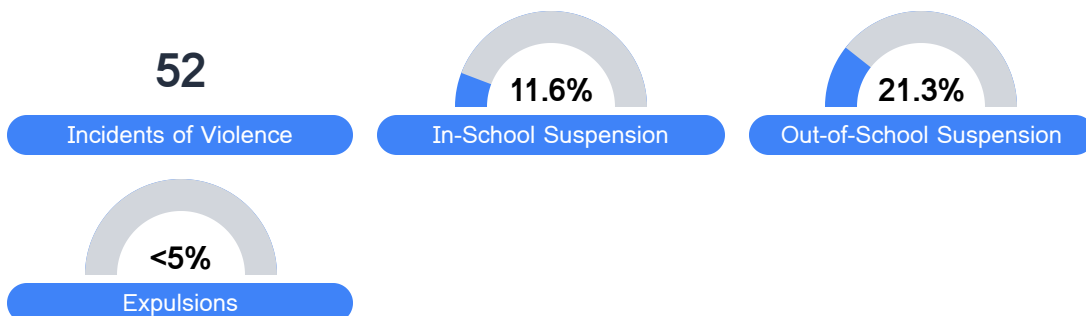
## Science

Level 1		Level 2		Level 3		Level 4		Level 5	
State	11.0%	State	12.4%	State	22.5%	State	34.7%	State	19.4%
District	17.9%	District	20.7%	District	26.9%	District	26.9%	District	7.6%
School	12.2%	School	22.0%	School	31.7%	School	19.5%	School	14.6%
Minimal		Basic		Passing		Proficient		Advanced	

## Student Assessment Participation



## Discipline



## Other Data



30.5%

Chronic Absenteeism



\$12,032.75

Per-Pupil Expenditure